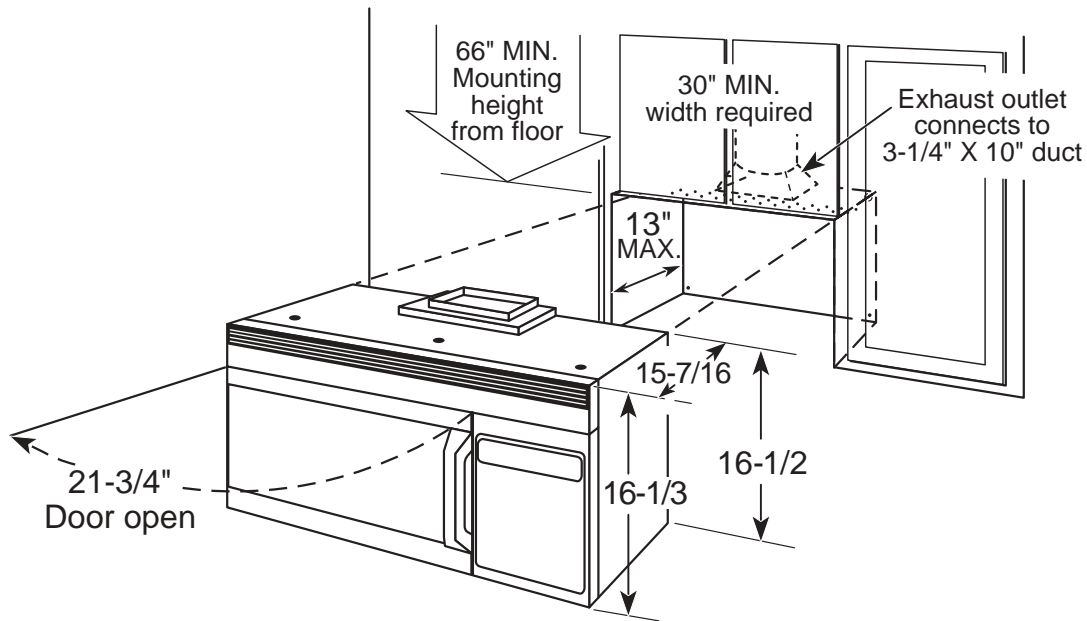




JVM2070BH/CH/SH/WH – GE Profile Spacemaker® 2.0 Cu. Ft. Over-the-Range Microwave Oven

Dimensions (in inches)



Note: Requires 120V grounded outlet. Electrical receptacle must be located in cabinet above Spacemaker microwave oven. No additional wiring, venting or cabinet rebuilding necessary in many cases. Complete detailed, easy-to-follow installation instructions and convenient full-size templates are packed with the Spacemaker microwave oven.

Important Information: When installing the Spacemaker microwave oven over a range, allow minimum of 2" from bottom of Spacemaker microwave oven to top of range backguard to allow for removal of light covers.

Installation Information: This information is not intended to be used for installing unit described. Before installing, consult installation instructions packed with product/kit for current dimensional data.



For answers to your Monogram®, GE Profile™ or GE® appliance questions, visit our website at GEAppliances.com or call GE Answer Center® service, 800.626.2000.



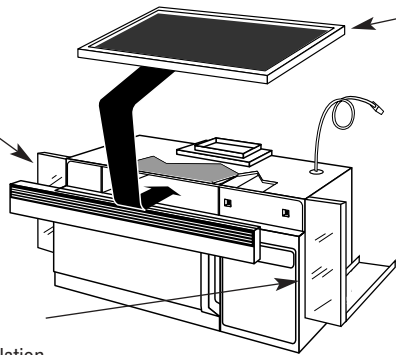
Profile™

JVM2070BH/CH/SH/WH – GE Profile Spacemaker® 2.0 Cu. Ft. Over-the-Range Microwave Oven

Optional Accessories (Available at additional cost)

Filler Panel Kits
JX40CT–Bisque
JX41–Black
JX40WH–White

When replacing a 36" or 42" range hood, this kit fills in the additional width to provide a custom built-in appearance. For installation between cabinets only; not for end-of-cabinet installation. Each kit contains two 3'-wide filler panels. Two kits are needed for a 42" opening.



Filter Kits
JX81H–Recirculating
Charcoal Filter Kit

To be used when the Spacemaker microwave oven cannot be vented to the outside.

HOOD EXHAUST DUCT: Outside ventilation requires a HOOD EXHAUST DUCT. Read the following carefully.

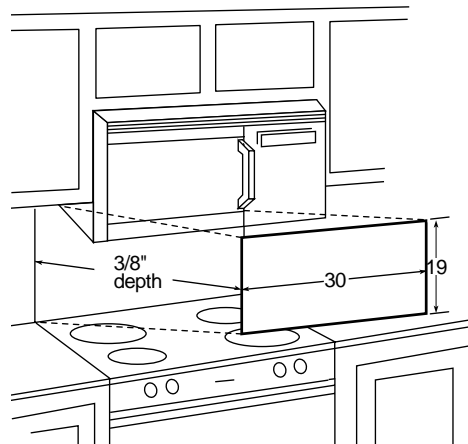
EXHAUST CONNECTION: The hood exhaust has been designed to mate with a standard 3-1/4" x 1" rectangular duct. If a round duct is required, a rectangular-to-round transition adaptor must be used. Do not use less than a 6" diameter duct.

REAR EXHAUST: If a rear or horizontal exhaust is to be used, care should be taken to align exhaust with space between studs, or wall should be prepared at the time it is constructed by leaving enough space between the wall studs to accommodate exhaust.

MAXIMUM DUCT LENGTH: For satisfactory air movement, the total duct length of 3-1/4" x 10" rectangular or 6" diameter round duct should not exceed 140 equivalent feet.

ELBOWS, TRANSITIONS, WALL AND ROOF CAPS, etc., present additional resistance to airflow and are equivalent to a section of straight duct which is longer than their actual physical size. When calculating the total duct length, add the equivalent length of all transitions and adaptors plus the lengths of all straight duct sections. The chart below shows the approximate feet of equivalent length of some typical ducts.

Duct	Equivalent Feet
A. Rectangular-To-round Transition Adaptor	5 ft.
B. Wall Cap	40 ft.
C. 90° Elbow	10 ft.
D. 45° Elbow	5 ft.
E. 90° Elbow	25 ft.
F. 45° Elbow	5 ft.
G. Roof Cap	24 ft.



JX22SS – Stainless Steel Decorative Panel Kit

When replacing a Hi/Low range with a microwave/convection oven or Spacemaker over a range model, this panel kit fills in the area between the microwave and range left by the Hi/Low model.

Specification Revised 4/03

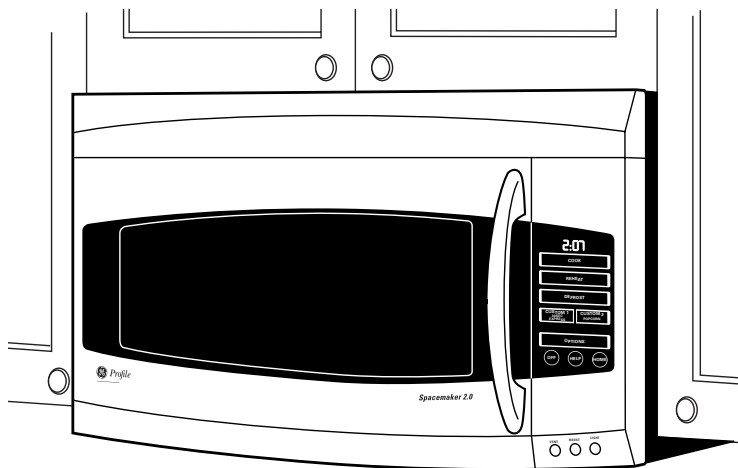


Listed by
Underwriters
Laboratories

For answers to your Monogram®, GE Profile™ or GE® appliance questions, visit our website at GEAppliances.com or call GE Answer Center® service, 800.626.2000.



JVM2070BH/CH/SH/WH – GE Profile Spacemaker® 2.0 Cu. Ft. Over-the-Range Microwave Oven



Features and Benefits

- Dual Distribution Cooking System – Exclusive new system features 1100 watts of cooking power, a rotating turntable, along with a top and side stirrer for exceptionally even heating and defrosting of food.
- EasyGuide Menu System – Automatically guides users through each step of selection process, providing more options with less guesswork.
- Industry's Largest Usable Capacity – Two oven racks and turntable on/off function make room for up to six plates or three 9" x 13" casseroles.
- Defrost Features – Allows user to select time, weight or food options for perfect defrosting.
- Soften – Perfect for heavy foods like butter and cream cheese, as well as frozen ice cream.
- Melt – A quick, easy way to melt foods like butter, caramel, chocolate and cheese.
- Model JVM2070WH – White on white
- Model JVM2070BH – Black on black
- Model JVM2070CH – Bisque on bisque
- Model JVM2070SH – Stainless steel