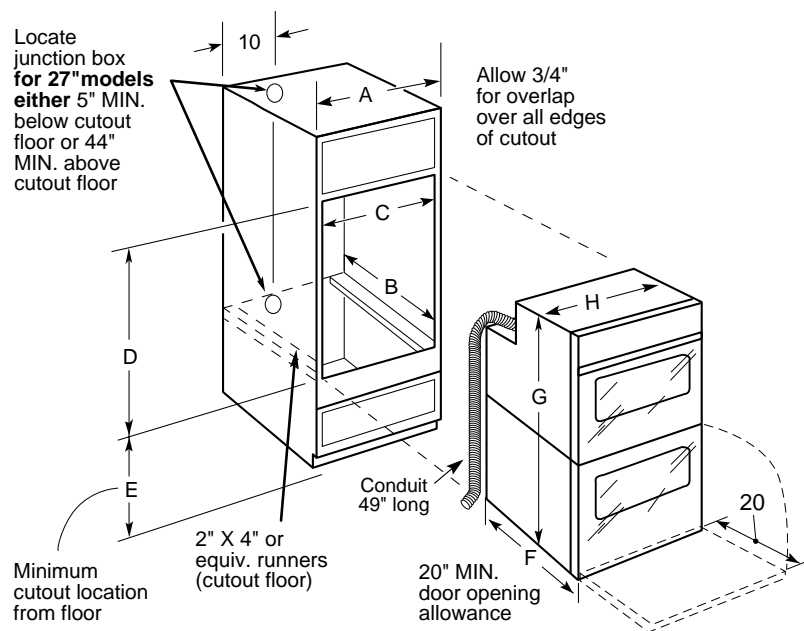




GE Appliances

JKP50SH – GE® 27" Built-In Double Oven

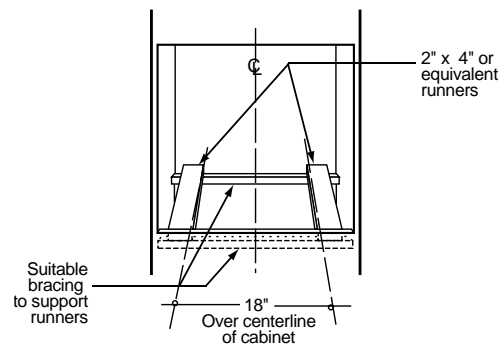
27" Built-In Double Oven Dimensions (in inches)



Note: Cabinets installed adjacent to wall ovens must have an adhesion spec of at least a 194°F temperature rating.

Note: If marks, blemishes or the cutout opening is visible above the installed oven, it may be necessary to add wood shims under the runners and front trim until the marks or openings are covered.

Electric wall ovens are not approved for installation with a plug and receptacle. They must be hard wired in accordance with installation instructions.



(Must support 275 lbs.)

Cabinet	27"
A – Cabinet Width Required	27" min.
B – Minimum Cabinet Depth	23-5/8"
C – Opening Width	25" min. - 25-1/4 max.
D – Opening Height	50-1/8" max.
E – Recommended Minimum Cutout Location from Floor	13-1/4"
Oven	
F – Overall Depth	23-5/8"
G – Overall Height	w/o trim 50-1/4" with trim 51"
H – Overall Width	26-5/8"

Installation Information: Before installing, consult installation instructions packed with product for current dimensional data.

KW Rating	
240V	6.8
208V	5.1
Breaker Size	
240V	30 Amps
208V	30 Amps




For answers to your Monogram®, GE Profile™ or GE® appliance questions, visit our website at GEAppliances.com or call GE Answer Center® service, 800.626.2000.



GE Appliances

JKP50SH – GE® 27" Built-In Double Oven



Features and Benefits

- Self-clean oven – Conveniently cleans oven cavity without the need for scrubbing.
- Extra-large oven capacity – Provides a large oven interior ideal for cooking more items at once.
- Electronic oven controls – One-touch electronic pads are easy-to-use and allow for simple oven operation.
- TrueTemp™ system – Delivers even heat distribution and maximum oven control.
- Big ClearView™ window – an extra large clear window makes monitoring the progress of the food easy.
- Interior oven light – Supplies light to make viewing the progress of cooking easy and convenient.
- Dual element bake – Alternates the upper broiling element and the lower baking element for even heating and optimal baking results.
- Model JKP50SHSS – Stainless steel