

# GSL25XGW

## GE® ENERGY STAR® 25.4 Cu. Ft. CleanSteel™ Side-By-Side Refrigerator with Dispenser

### Dimensions and Installation Information (in inches)

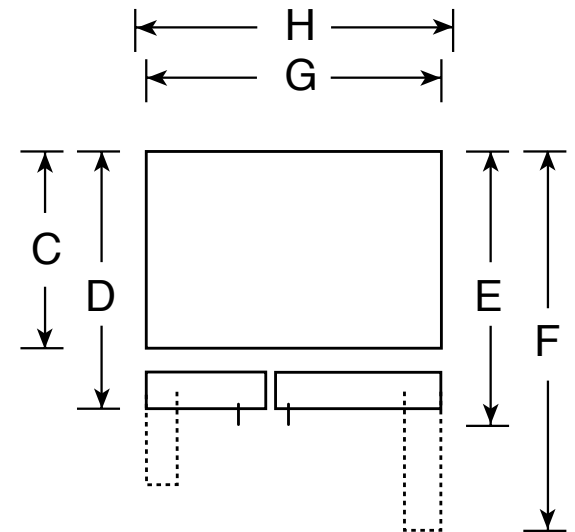
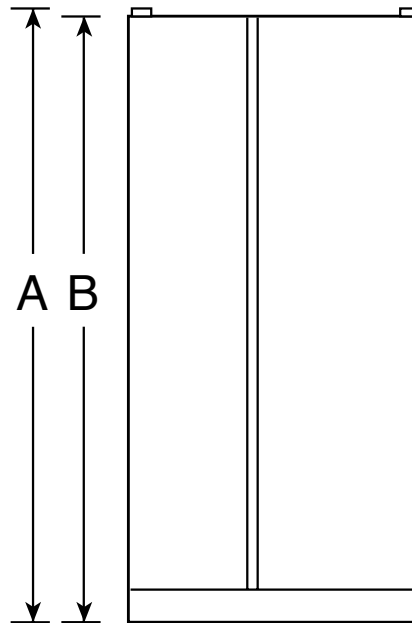
Overall Dimensions	Height to top of hinge (in.) <b>A</b>	<b>69-1/4</b>
	Height to top of case (in.) <b>B</b>	<b>68-3/4</b>
	Case depth without door (in.) <b>C†</b>	<b>28</b>
	Case depth less door handle (in.) <b>D†</b>	<b>31-1/4</b>
	Case depth with door handle (in.) <b>E†</b>	<b>33-5/8</b>
	Depth with fresh food door open 90° (in.) <b>F†</b>	<b>50-1/8</b>
	Width (in.) <b>G</b>	<b>35-3/4</b>
Air Clearances	Width with door open 90° inc. door handle (in.) <b>H</b>	<b>40-3/4</b>
	Each side (in.)	<b>1/8</b>
	Top (in.)	<b>1</b>
	Back (in.)	<b>1</b>

†Water hook-up fits in back air clearance when calculating installation depth.

If installed against a wall, allow clearance of 14-3/16" on freezer side to remove bin.

Clearance required to remove fresh food full-size pan without disassembling is 18-15/16".

Allow additional space for any necessary leveling adjustments.



Top View

For answers to your Monogram®, GE Profile™ or GE® appliance questions, visit our website at [ge.com](http://ge.com) or call GE Answer Center® service, 800.626.2000.



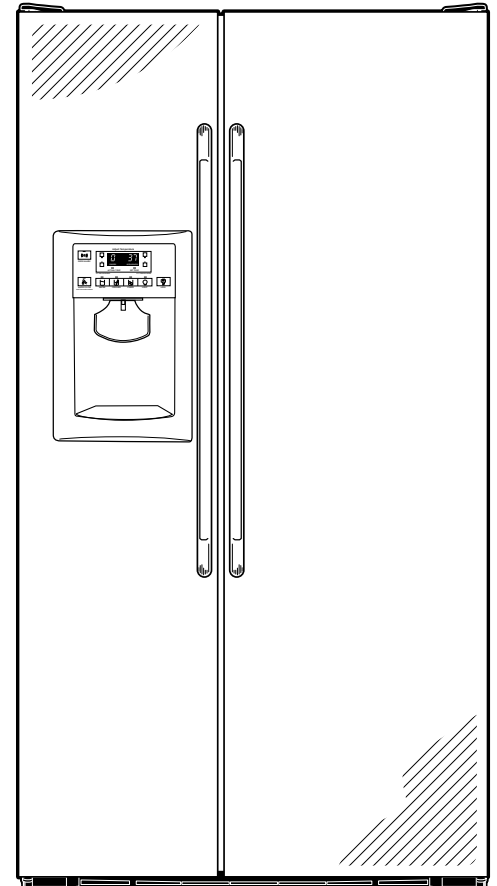
As an ENERGY STAR® partner, GE has determined that this product meets the ENERGY STAR guidelines for energy efficiency.

# GSL25XGW

## GE® ENERGY STAR® 25.4 Cu. Ft. CleanSteel™ Side-By-Side Refrigerator with Dispenser

### Features and Benefits

- CleanSteel™ Exterior - Offers a premium stainless look that resists fingerprints, smudges, and smears
- Contoured Doors - Create a high-fashion look with gently rounded doors and edges
- External Controls with Actual Temperature Display and UltraFlow64 - Eliminates the guesswork in setting refrigerator temperatures; dispenses 64 ounces of filtered water per minute
- Freshness Center™ (2-pan stack) - Maximizes shelf space by utilizing two humidity-controlled drawers
- AutoEnergy Saver - Senses freezer and fresh door openings and adjusts refrigeration operation cycles accordingly
- Integrated Shelf Support System - Provides strong, yet flexible support
- Adjustable ClearLook™ Door Bins - Hold gallon-size containers with style and ease
- In-the-Door Can Rack - Conveniently located inside the refrigerator door to increase flexibility and free up valuable shelf space
- Adjustable Slide-Out, Spillproof Glass Shelves - Shelves slide out, spills stay put
- Model GSL25XGWSS - CleanSteel™



imagination at work



As an ENERGY STAR® partner, GE has determined that this product meets the ENERGY STAR guidelines for energy efficiency.