

DCCB330EG

GE® Super 7.0 Cu. Ft. Capacity Coin-Operated Electric Dryer

Dimensions and Installation Information (in inches)

Exhaust Options:

Shipped with exhaust to the rear.

Electric model offers 4-way venting: left, right, bottom and rear. Maximum recommended exhaust duct length is 45 feet of 4" rigid ducting with two 90° elbows and 4" dampered wall cap.

Requirements:

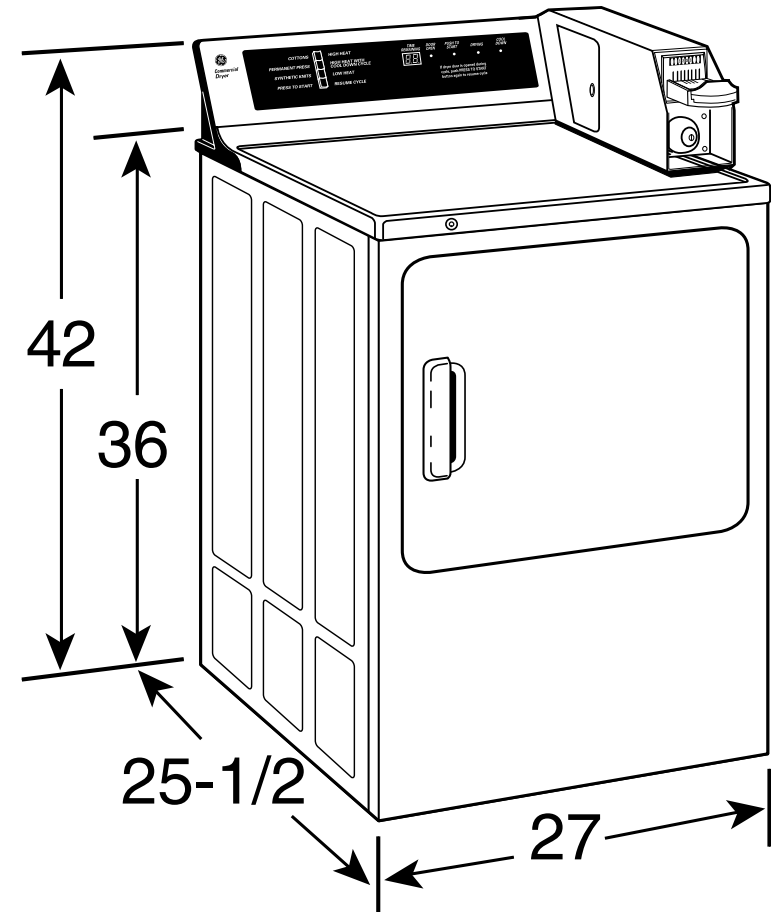
240V, 60 Hz, 5600W, 24A

208V, 60Hz, 4400W, 22A

An individual branch circuit fused for 30-amps is required for each dryer.

Dryer Note: Dryer wall outlet must be located within 36" of service cord entry and accessible when dryer is mounted in position.

Installation Information: For complete installation information see installation instructions packed with product.



For answers to your Monogram®, GE Profile™ or GE® appliance questions, visit our website at ge.com or call GE Answer Center® service, 800.626.2000.



imagination at work



Listed by
Underwriters
Laboratories

Specification Revised 5/07

370399

DCCB330EG

GE® Super 7.0 Cu. Ft. Capacity Coin-Operated Electric Dryer

Dimensions and Installation Information (in inches)

For complete information, see installation instructions packed with your dryer.

Ducting Materials:

For best performance, this dryer should be vented with 4" diameter all-rigid metal exhaust duct. If "all-rigid metal" duct cannot be used, then "flexible all-metal" venting can be used, but it will reduce the maximum recommended duct length.

Exhaust Length Calculation:

1. Determine the number of 90° turns needed for your installation. If you exhaust to the side or bottom of dryer, add one turn.
2. The maximum length of 4" rigid (aluminum or galvanized) duct which can be tolerated is shown in the table. The maximum length for flexible ducts are less than for rigid duct.

A turn of 45° or less may be ignored. Two 45° turns within the duct length should be treated as a 90° elbow. A turn over 45° should be treated as a 90° elbow.

Exhausting the dryer to the outside is strongly recommended to prevent large amounts of moisture and lint from being blown into the room. Gas dryers or any dryer located in a closet must be exhausted to the outside.

Caution: For personal safety do not terminate exhaust into a chimney, under any enclosed house floor (crawl space), or into an attic, since the accumulated lint could create a fire hazard or moisture could cause damage. Never terminate the exhaust into a common duct or plenum with a kitchen exhaust, since the combination of lint and grease could create a fire hazard.

Exhaust ducts should be terminated in a dampered wall cap to prevent back drafts, bird nesting, etc. The wall cap must also be located at least 12" above the ground or any other obstruction with the opening pointed down.

Other terminations, such as louvered wall boxes, are acceptable provided they are equivalent to a 4" opening dampered wall cap.

For answers to your Monogram®, GE Profile™ or GE® appliance questions, visit our website at ge.com or call GE Answer Center® service, 800.626.2000.



imagination at work

Special Installation Requirements

Alcove or Closet Installation:

- If your dryer is approved for installation in an alcove or closet, it will be stated on a label on the dryer back.
- The dryer **MUST** be exhausted to the outside.
- Minimum clearances between dryer cabinet and adjacent walls or other surfaces are:
0" either side
3" front and rear
- Minimum vertical space from floor to overhead cabinets, ceilings, etc. is 52".
- Closet doors must be louvered or otherwise ventilated and must contain a minimum of 60 sq. in. of open area equally distributed. If this closet contains both a washer and a dryer, doors must contain a minimum of 120 sq. in. of open area equally distributed.
- No other fuel-burning appliance shall be installed in the same closet with a gas dryer.

Bathroom or Bedroom Installation:

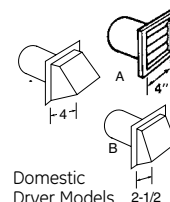
- The dryer **MUST** be exhausted to the outdoors. See installation instructions.
- The installation must conform with the local codes, or in the absence of local codes, with the National Fuel Gas Code, ANSI Z223.

Minimum Clearances other than Alcove or Closet Installation:

- Minimum clearances to combustible surfaces
0" both sides
3" rear

Dryer Exhausting Information – Use Metal Duct Only Vertical and Horizontal Ducting

		Best Performance			
		Maximum Length of 4" Dia. Rigid Metal Duct		Maximum Length of 4" Dia. Flexible Metal Duct	
		Exhaust Hood Type		Exhaust Hood Type	
Domestic Dryer Models	Number of 90° Turns	A 4" Opening	B 2-1/2" Opening	A 4" Opening	B 2-1/2" Opening
7.3 Capacity Electric and Gas Dryers	0	150 ft.	127 ft.	75 ft.	52 ft.
	1	140 ft.	117 ft.	65 ft.	42 ft.
	2	130 ft.	107 ft.	55 ft.	32 ft.
	3	120 ft.	97 ft.	45 ft.	22 ft.
	4	110 ft.	87 ft.	35 ft.	12 ft.
7.0 and 6.0 Capacity Models all Electric Dryers	0	90 ft.	60 ft.	55 ft.	45 ft.
	1	60 ft.	45 ft.	40 ft.	30 ft.
	2	45 ft.	35 ft.	30 ft.	20 ft.
	3	35 ft.	25 ft.	20 ft.	15 ft.
7.0 and 6.0 Capacity Models all Gas Dryers	0	90 ft.	60 ft.	55 ft.	45 ft.
	1	60 ft.	45 ft.	40 ft.	30 ft.
	2	45 ft.	35 ft.	30 ft.	20 ft.
	3	35 ft.	25 ft.	20 ft.	15 ft.
5.7 Capacity Electric and Gas Dryers	0	60 ft.	48 ft.	30 ft.	18 ft.
	1	52 ft.	40 ft.	22 ft.	14 ft.
	2	44 ft.	32 ft.	14 ft.	10 ft.
	3	32 ft.	24 ft.	—	—
	4	28 ft.	16 ft.	—	—



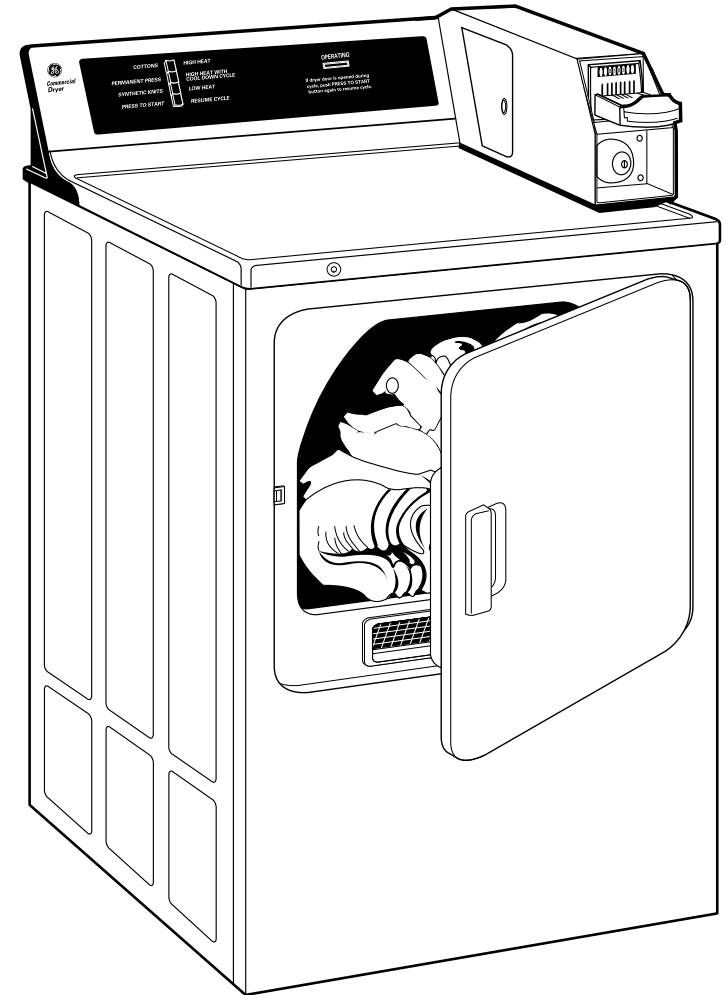
Listed by
Underwriters
Laboratories

DCCB330EG

GE® Super 7.0 Cu. Ft. Capacity Coin-Operated Electric Dryer

Features and Benefits

- Auto Dry – Uses thermostats to monitor air temperature and reduce fabric wear
- Pushbutton Controls – Simplifies cycle selection
- Painted Drum – Painted drum coated with a rustproof finish to stand up to heavy use
- Three Heat Selections – Offers enhanced drying performance and fabric care
- Three Dry Cycles – Offer quick, easy options for drying and caring for clothes
- Reverse-A-Door – Offers added installation flexibility
- Upfront Lint Filter – Easy to reach and clean
- Model DCCB330EGWC – White



For answers to your Monogram®, GE Profile™ or GE® appliance questions, visit our website at ge.com or call GE Answer Center® service, 800.626.2000.



imagination at work



Listed by
Underwriters
Laboratories

Specification Revised 5/07

370399