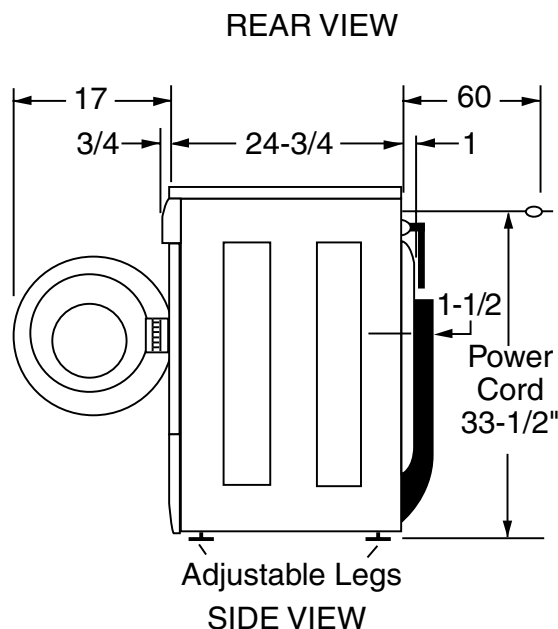
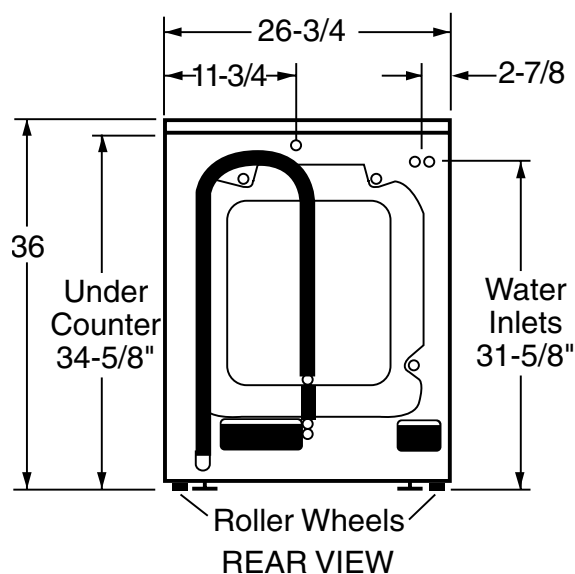




Profile™

WSXH208AWW – GE ENERGY STAR Extra-Large 3.1 Cu. Ft. Capacity Front-Loading Washer

Dimensions (in inches)



Circuit Requirements: An individual, properly-grounded branch circuit, with a three-prong grounding-type receptacle, protected by a 15 or 20 amp circuit breaker or a time-delay fuse, is required.

Electrical Rating: 120V, 60Hz, 12.0A

See Installation Instructions, packed with the product, for complete dimensional data.



Listed by
Underwriters
Laboratories



As an ENERGY STAR® partner, GE has determined that this product meets the ENERGY STAR guidelines for energy efficiency.

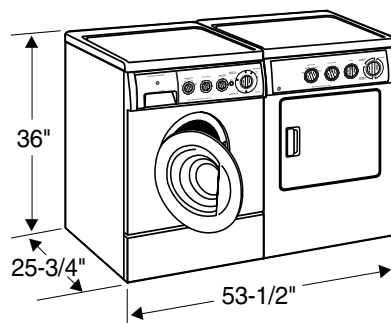
For answers to your Monogram®, GE Profile™ or GE appliance questions, visit our website at GEAppliances.com or call GE Answer Center® service, 800.626.2000.



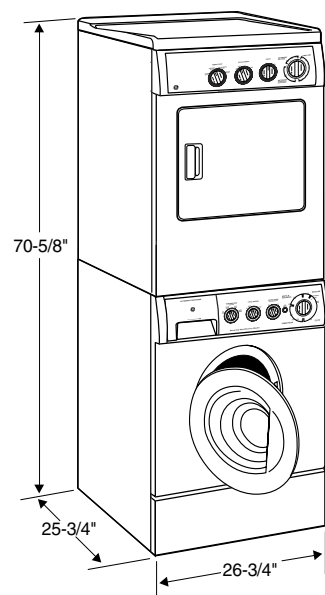
Profile™

WSXH208AWW – GE ENERGY STAR Extra-Large 3.1 Cu. Ft. Capacity Front-Loading Washer

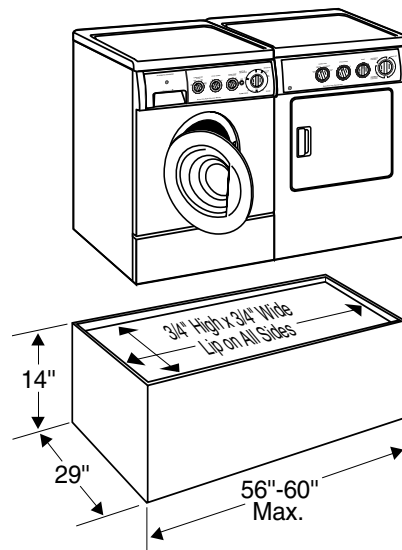
Free-Standing Installation



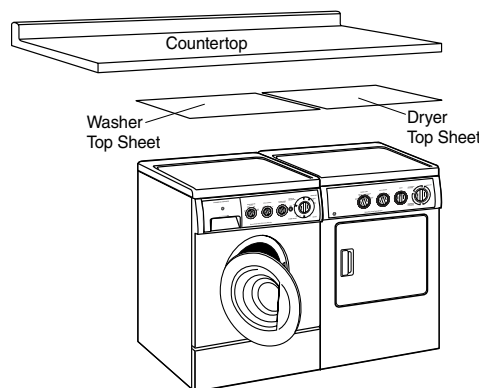
Stacked Installation



Raised/Built-In Installation



Undercounter Installation



Special Installation Requirements

Undercounter Installation

- Accessory mounting kits are required for undercounter installation. To order, call 1-800-848-7722.
- Washer – Order Pub. No. 14-A037
- Dryer – Order Pub. No. 14-A008

Stacked Installation

- Brackets for stacking dryer over washer are included with the dryer.

Alcove or Closet Installation

- If your dryer is approved for installation in an alcove or closet, it will be stated on a label on the dryer back.
- The dryer **MUST** be exhausted to the outdoors.
- Minimum clearances between dryer cabinet and adjacent walls or other surfaces are:
0" either side
3" front and rear
- Minimum vertical space from floor to overhead cabinets, ceilings, etc. is 52".

- Closet doors must be louvered or otherwise ventilated and must contain a minimum of 60 sq. in. of open area equally distributed. If this closet contains both a washer and a dryer, doors must contain a minimum of 120 sq. in. of open area equally distributed.
- The closet should be vented to the outdoors to prevent gas pocketing in case of a gas leak in the supply line.
- No other fuel-burning appliance shall be installed in the same closet with the dryer.

Bathroom or Bedroom Installation

- The dryer **MUST** be exhausted to the outdoors.
- The installation must conform with the local codes, or in the absence of local codes, with the National Fuel Gas Code, ANSI Z223.

Minimum Clearances other than Alcove or Closet Installations

- Minimum clearances to combustible surfaces:
0" both sides
3" rear

For more information on venting kits and accessories, please call 1-800-GE-CARES.



Listed by
Underwriters
Laboratories



As an ENERGY STAR® partner, GE has determined that this product meets the ENERGY STAR guidelines for energy efficiency.


For answers to your Monogram®, GE Profile™ or GE appliance questions, visit our website at GEAppliances.com or call GE Answer Center® service, 800.626.2000.

Specification Revised 7/05
360420



Profile™

WSXH208AWW – GE ENERGY STAR Extra-Large 3.1 Cu. Ft. Capacity Front-Loading Washer



Features and Benefits

- Extra-Large (3.1 cu. ft.) Capacity
- Energy Star Rated
- 8 Cycles:
 - Cottons with Heavy Soil, Medium Soil and Light Soil
 - Easy Care with Medium Soil/Permanent Press
 - Delicate/Ultra Care
 - Pre-Wash
- 2 Extra-Rinse Cycle/Auto Care
- 4 Wash/Rinse Temperature Settings
- 3 Standard Rinse Cycles
- Automatic Final Spin/Speed Selections (850 Max. Spin Speed)
- Automatic Water Level Adjustments
- Automatic Detergent, Bleach and Fabric Dispenser
- Adjustable End-of-Cycle Signal
- Standard Noise Reduction Package
- Leveling Legs with Rear Rollers
- Stainless Steel Wash Drum
- Model WSXH208AWW – White on white