

# Slate from GE® Consumer Rebate—January 9–22

Promotion Code  
13-79046

Purchase 2 or more eligible Slate finish GE kitchen appliances from January 9, 2014 to January 22, 2014 from a participating authorized GE retail dealer and, depending on the number of eligible appliances purchased, receive a GE Visa® prepaid card valued up to \$300\*—via mail in fulfillment. See details and a list of eligible models\*\* below. This rebate cannot be combined with any other GE rebate.

## How to get your Visa prepaid card from GE

- To submit online, please visit [www.geappliancerebates.com](http://www.geappliancerebates.com).
- If you choose to mail-in your rebate request:
  - Complete ALL information on the rebate form – including model number and serial number for each product. Incomplete forms will not be processed. Circle the model(s) purchased on the rebate form.
  - Include the retail invoice or sales slip (photocopy acceptable) which shows the model number, store name of where the appliances were purchased and date of purchase.
- Rebate submission must be submitted online or postmarked no later than February 20, 2014. Late submissions will not be accepted.

### 4. Mail no later than February 20, 2014 to:

Promo Code 13-79046  
P.O. Box 540009  
El Paso, TX 88554-0009

Allow 8-10 weeks to  
receive your rebate card.

- Retain a copy of submitted materials for your records.

Your Name \_\_\_\_\_

Address \_\_\_\_\_

City \_\_\_\_\_

State \_\_\_\_\_ Zip \_\_\_\_\_

10-Digit Phone \_\_\_\_\_

Email Address \_\_\_\_\_

By providing your email address we will notify you when your rebate claim has been received via email.

GE Appliances takes your privacy seriously. All information you provide shall be held in strict accordance with GE Appliances' Privacy Policy ([www.geappliances.com/privacy/privacy\\_policy.htm](http://www.geappliances.com/privacy/privacy_policy.htm)).

## 31107-GE

I represent that on \_\_\_\_\_ 2 or more new Slate finish GE appliances (check all model numbers to the right) listed to the right were purchased for personal use and not for resale.

Rebate must be redeemed on appliances purchased for personal use. Only one of each appliance per order qualifies as a purchase for personal use. Multiple sales to apartments, builders, condominiums, subdivisions and wholesalers do not qualify. **Purchases from Best Buy and Lowe's are not eligible for this rebate promotion.** One GE kitchen package rebate per household.

Offer void where prohibited, taxed, or restricted by law. Not transferable or redeemable for cash. Fraudulent submission of form could result in federal prosecution for mail fraud under the U.S. Mail Fraud Statutes (18 USC Section 1341 and 1342). This form must be included with your rebate request. Omission of sales receipt or any other required information will delay processing. Please allow eight to ten weeks from the time the rebate form is received for delivery of the rebate card. If not received after ten weeks, **check online @ [www.sendmyrebate.com](http://www.sendmyrebate.com)** or call **1-800-871-8893**, Monday-Friday: 8:00 AM – 12:00 PM EST; Saturday: 9:00 AM – 12:00 PM EST; and Sunday: 10:00 AM – 12:00 PM EST.

Your card is issued by MetaBank™ pursuant to a license from Visa U.S.A. Inc. This card is a Visa prepaid card. Each time you use the card the amount of the transaction will be deducted from the amount of your available balance. Terms and Conditions apply to the card, including a \$1.50 ATM access fee each time the card is used at a cash dispensing machine. The operator of the ATM or any network utilized to effect the transaction may also impose a fee. Subject to applicable law, a monthly maintenance fee of \$3 (USD) applies, but is waived for the first six months after the card is issued. No additional fees will be assessed once the card balance reaches zero. Cards can be used at merchants that accept Visa debit cards. GE reserves the right to substitute a check of equal value in lieu of a Visa prepaid card at its sole discretion.

I/we hereby understand and accept the above requirements for receipt of the Visa prepaid card rebate and I/we represent that all information provided on this document is accurate and not falsified.

Customer Signature \_\_\_\_\_ Date \_\_\_\_\_

- \*  \$100—Purchased 2 eligible appliances     \$300—Purchased 4 eligible appliances  
 \$200—Purchased 3 eligible appliances

You are required to enter a model number and serial number below and indicate model number on list below.\*\* If you have not taken delivery of your appliance and do not expect to receive prior to February 20, 2014, please forward your claim now without serial number. You will be notified via postcard once we process your claim that we need your serial numbers. When you have your serial numbers, call 1-800-871-8893 for the claim to be processed. All serial numbers must be submitted by April 17, 2014 for rebate to be valid.

1	Model Number _____	Serial Number _____
2	Model Number _____	Serial Number _____
3	Model Number _____	Serial Number _____
4	Model Number _____	Serial Number _____

## \*\* Eligible models. Please mark appliances purchased.

### Slate finish GE products

#### French-door refrigerators

- GFE29HMDES  
 GFE29HMDES  
 GFE27GMDES  
 GNE26GMDES  
 GNE22GMDES

#### Side-by-side refrigerator

- GSE26HMDES

#### Top-freezer refrigerator

- GTM18GBEES

#### Free-standing gas ranges

- JGB850EEFES  
 JGB750EEFES  
 JGB695EEFES  
 JGB690EEFES  
 JGB650EEFES  
 JGB600EEDES  
 JGB282EEDES

#### Free-standing electric ranges

- JB850EFES  
 JB750EFES  
 JB705EDES  
 JB695EFES  
 JB690EFES  
 JB650EDES  
 JB650EFES

#### Over-the-range microwave ovens

- JVM7195EFES  
 JVM6175EFES  
 JVM1750EPES


#### Dishwashers

- GDT580SMFES  
 GDF540HMFES  
 GDWT358VES  
 GDWF150VES

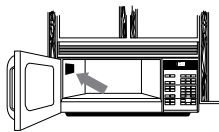


Sample model and serial number tag:


Model Number →  
Serial Number →



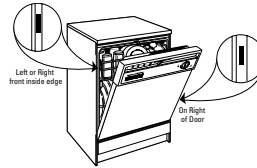
## How to locate the model and serial numbers on your appliance to get your rebate:



**Over-the-range microwave ovens**  
Left wall (open door)



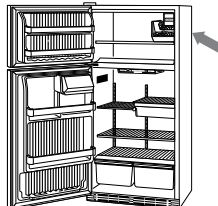
**Free-standing ranges**  
Lower left corner  
(open drawer/panel)




**Dishwashers**  
Left or right front inside edge or on right of door



**Bottom-freezer refrigerators**  
Left wall in freezer  
(Open drawer)



**Top-freezer refrigerators**  
Left wall  
(open door)



**Side-by-side refrigerators**  
Inside ceiling or bottom right corner (open door)