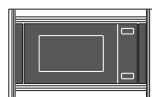


Non-Convection Microwave Oven

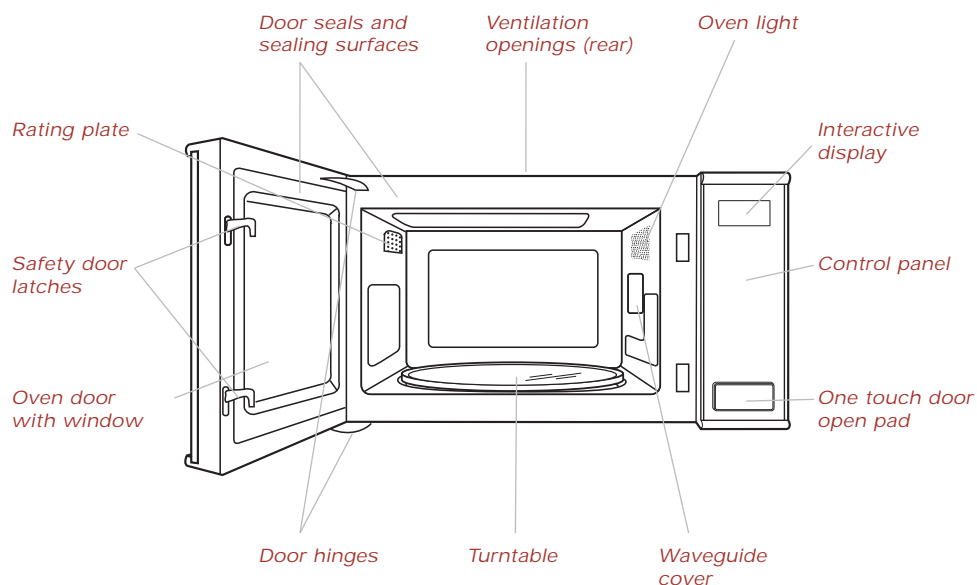
MODEL MW24



Model MW24
(free-standing)



Model MW24
(optional trim)



► The Wolf Model MW24 24" (610) non-convection microwave oven can be used free-standing or with optional 30" (762) trim, it can be built in to fit above a Wolf 30" (762) single oven. Optional trim is available in the classic stainless steel finish.

What sort of microwave oven can you expect from a cooking company? This is the only non-convection microwave that deserves the Wolf name.

It's fast—1200 watts on high. Roomy—a full 2.0 cu ft (56 L) and it is a true cooking instrument with a vast range of advanced features including sensor cooking controlled from an interactive display.

The unit is black with optional trim available in the classic stainless steel finish. With the trim in place, the microwave oven is identical in width to our 30" (762) oven, so it can be easily mounted above the oven to offer an attractive combination look.

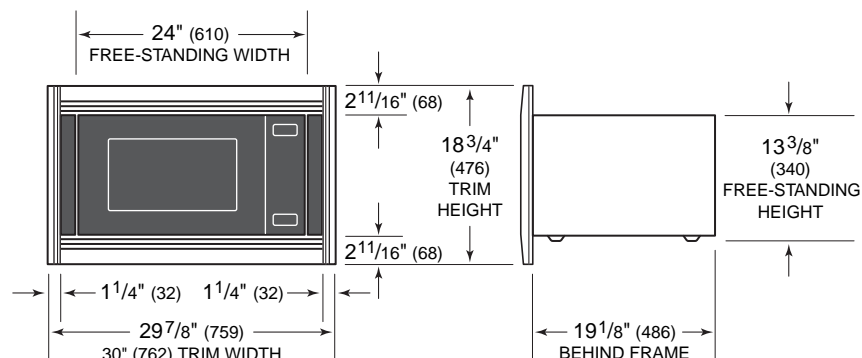
Non-Convection Microwave Oven

MODEL MW24

FEATURES

- ▶ Built-in or free-standing non-convection microwave oven with 2.0 cu ft (56 L) capacity and 1200 watts of power
- ▶ Classic stainless steel trim finish
- ▶ Sensor cooking
- ▶ Easy to operate control panel and program-mable power options
- ▶ Interactive display—99 minutes, 99 seconds
- ▶ Warming feature
- ▶ Menu label and recipe guide
- ▶ Multi-language—English, French and Spanish
- ▶ Removable 16" (406) turntable and turntable support
- ▶ Oven door with window
- ▶ Safety door latches—oven will not operate unless the door is securely closed
- ▶ Oven light comes on when oven is operating or door is open
- ▶ Tight door seals with one touch door open pad
- ▶ Rear ventilation openings
- ▶ Two and five year residential warranty—exclusions apply, see warranty at the end of this guide

OVERALL DIMENSIONS ▼



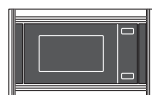
- ▶ Dimensions may vary by $\pm 1/8"$ (3).
- ▶ Dimensions in parentheses are in millimeters unless otherwise specified.

Non-Convection Microwave Oven

MODEL MW24



Model MW24
(free-standing)



Model MW24
(optional trim)

TRIM OPTION ▼

Classic Stainless Steel MWTRIM/S

Trim allows Model MW24 to be built in to fit a 30" (762) wide space. Optional trim kit is ordered and shipped as a sales accessory.

SPECIFICATIONS ▼

Overall Microwave Width (free-standing)	24" (610)
Overall Microwave Width with 30" (762) Trim	29 ⁷ / ₈ " (759)
Overall Microwave Height (free-standing)	13 ³ / ₈ " (340)
Overall Microwave Height with Trim	18 ³ / ₄ " (476)
Overall Microwave Depth	19 ¹ / ₈ " (486)
Interior Capacity	2.0 cu ft (57 L)
Interior Dimensions	17 ³ / ₈ " W x 10 ¹ / ₂ " H x 18 ⁵ / ₈ " D (441 x 267 x 473)
Recommended Cabinet Width with 30" (762) Trim	33" (838)
Minimum Cabinet Width with Trim	30" (762)
Power	1200 W
Electrical Supply Requirements	120 V AC, 60 Hz 15 amp dedicated circuit
Power Cord	3 ft (.9 m) power cord with 3-prong grounded plug
Shipping Weight	50 lbs lbs (23 kg)
Special Note	Optional trim allows microwave to be built in to fit a 30" (762) wide space identical to the Wolf 30" (762) single oven

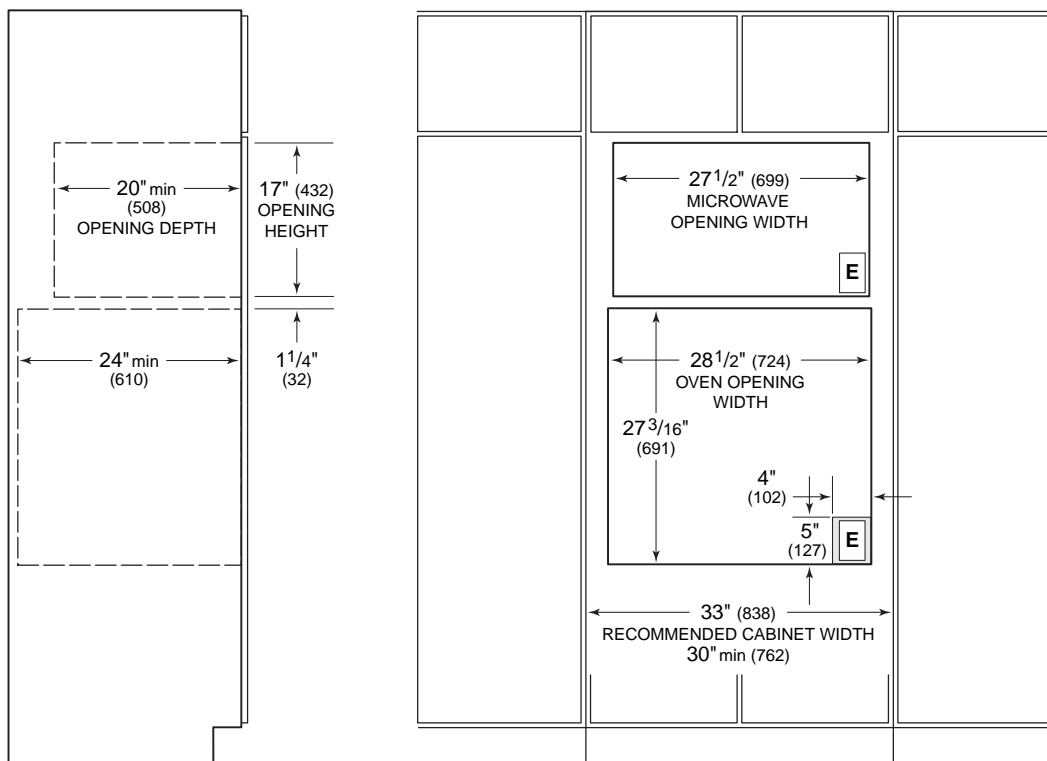
► Specifications are subject to change without notice.

► Dimensions in parentheses are in millimeters unless otherwise specified.

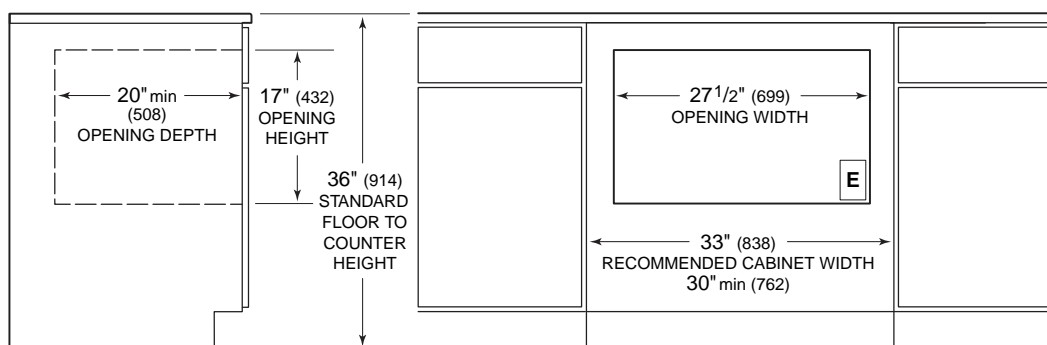
Non-Convection Microwave Oven

INSTALLATION

INSTALLATION ABOVE 30" (762) SINGLE OVEN ▼



UNDERCOUNTER INSTALLATION ▼



- Dimensions may vary by $\pm 1/8"$ (3).
- Dimensions in parentheses are in millimeters unless otherwise specified.
- Dimensions shown in the illustrations are for installation of the microwave oven with trim.

Non-Convection Microwave Oven

INSTALLATION

INSTALLATION NOTES

► Refer to the illustrations and specifications for overall dimensions, rough openings and installation specifics.

► The Wolf non-convection microwave oven can be used free-standing or with optional 30" (762) trim, can be built in to fit above a Wolf 30" (762) single oven. The base platform must be able to support 125 lbs (57 kg).

IMPORTANT NOTE: In all instances, where the microwave oven is built in, you must use the Wolf 30" (762) trim kit to ensure proper ventilation.

► Refer to the installation instructions provided with the trim kit for detailed specifications. These instructions can also be found on the Wolf website at wolfappliance.com.

► When using the Wolf microwave oven as a free-standing unit, allow 2" (51) of airflow space on top, rear and both sides. A minimum 20" (505) cabinet depth is required.

► The Wolf non-convection microwave oven requires a separate, grounded 120 V AC, 60 Hz power supply. The service should have its own 15 amp circuit breaker and a grounded 3-prong receptacle should be located within the reach of the 3' (.9 m) power cord. Locate electrical within the shaded area shown in the Installation illustration.

IMPORTANT NOTE: A ground fault circuit interrupter (GFCI) is not recommended and may cause interruption of operation.

► The Wolf non-convection microwave oven with trim may be installed in combination with a 30" (762) single oven and/or warming drawer. Refer to the **General Applications** section for additional installation specifications.

► You must follow all National Electrical Code regulations. In addition, be aware of local codes and ordinances when installing your service.

► Refer to the installation instructions shipped with each Wolf product for detailed specifications.

DIMENSIONS

Rough Opening Width	27 1/2" (699)
Rough Opening Height	17" (432)
Rough Opening Depth (minimum)	20" (508)
Recommended Cabinet Width	33" (838)
Minimum Cabinet Width	30" (762)
Location of Electrical	Within shaded area

► See Installation Instructions shipped with unit for detailed specifications.

► Dimensions in parentheses are in millimeters unless otherwise specified.