

JTP35BM/CM/WM

GE® 30" Built-In Double Wall Oven

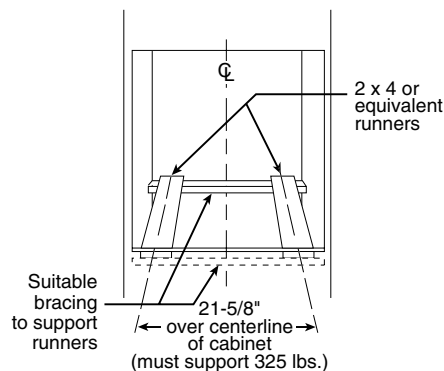
Dimensions and Installation Information (in inches)

KW Rating	
240V	7.8
208V	5.9
Breaker Size	
240V	40 Amps
208V	30 Amps

Note: Cabinets installed adjacent to wall ovens must have an adhesion spec of at least a 194°F temperature rating. **Electric wall ovens are not approved for installation with a plug and receptacle. They must be hard wired in accordance with installation instructions. Suitable oven cabinet bracing must support 275 lbs.**

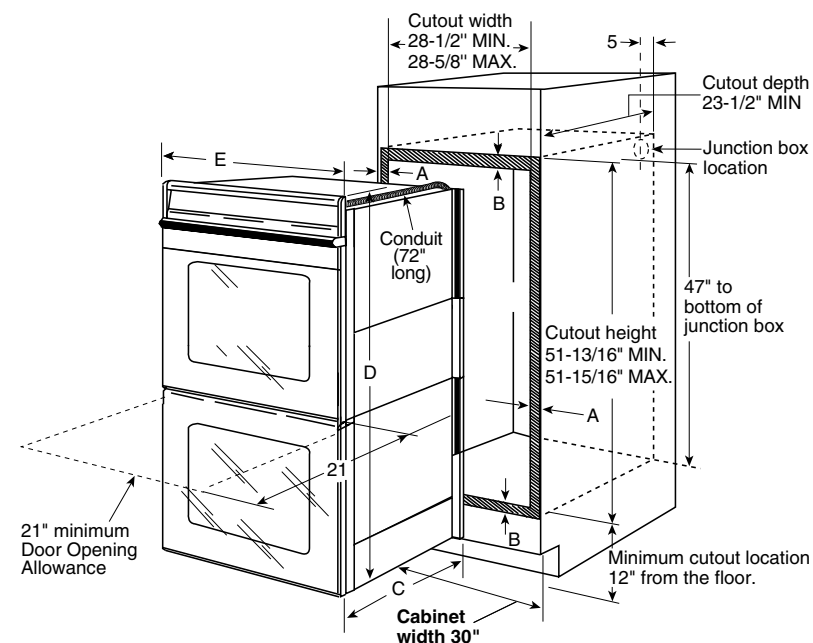
Door handle protrudes 3" from door face. Cabinets and drawers on adjacent 45° and 90° walls should be placed to avoid interference with the handle.

Installation Information: Before installing, consult installation instructions packed with product for current dimensional data.



Cabinet	30"
A – Overlap of oven over side of edges of cutout	11/16"-3/4"
B – Overlap of oven at top and bottom of cutout	1"
Oven	
C – Overall depth*	23-1/2"
D – Overall height with trim	53-3/8"
Overall height without trim	52-7/8"
E – Overall width	29-3/4"

*Depth including door handle is approximately 26-6/10" min. to 26-9/10" max.



MOST 30" WALL CABINETS CAN BE USED WITH THIS UNIT.
THE OPENING BETWEEN THE INSIDE WALLS MUST BE AT LEAST 28-1/2" WIDE.

For answers to your Monogram®, GE Profile™ or GE® appliance questions, visit our website at ge.com or call GE Answer Center® service, 800.626.2000.



imagination at work



All GE ranges are equipped with an Anti-Tip device. The installation of this device is an important, required step in the installation of the range.



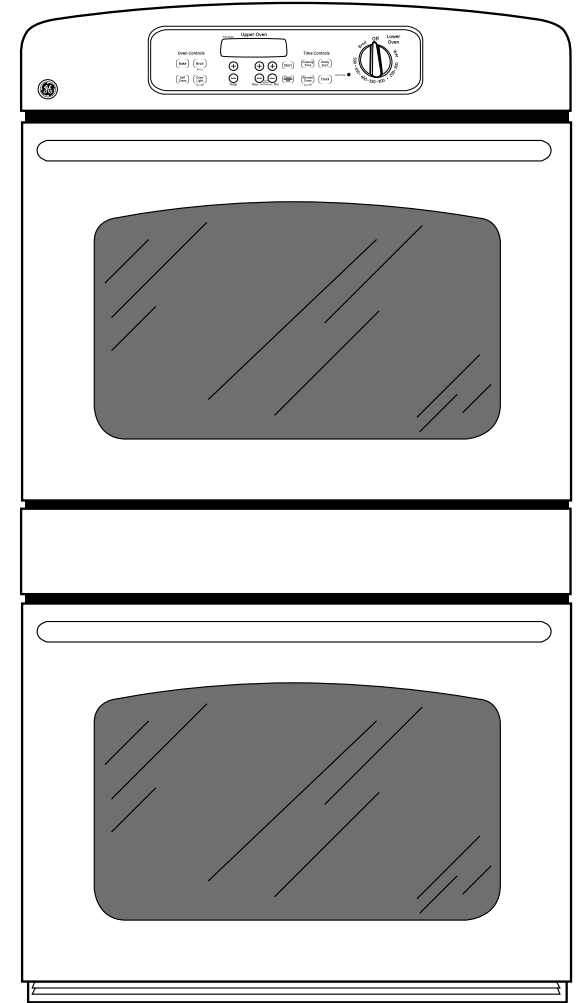
Listed by
Underwriters
Laboratories

JTP35BM/CM/WM

GE® 30" Built-In Double Wall Oven

Features and Benefits

- Self Clean Oven (upper oven only) - Conveniently cleans the upper oven cavity without need of scrubbing
- Extra-Large Oven Capacity - Provides a large oven interior ideal for cooking more items at once
- Electronic Oven Controls - One-touch electronic pads are easy-to-use and allow for simple oven operation
- TrueTemp (Upper Oven) - Provides even heat distribution and precise oven control
- Improved Lighting - Positions lamps diagonally across the top of the oven to promote better viewing
- Eight-Pass Bake Element - A powerful, continuous heating element loops throughout the oven, delivering evenly cooked foods
- Six-Pass Broil Element - Provides a more even coverage of the food on the broiler pan
- Hidden Bake Oven Interior - Hides previously exposed bottom element to deliver a clean interior appearance
- Two Oven Racks - Feature a durable construction to help accommodate any size or type of cookware
- Heavy-Duty Oven Racks - Provides extra support
- Multiple Oven Rack Positions - Delivers flexibility and allows consumers to make the most of available oven capacity
- Model JTP35BMBB - Black on black
- Model JTP35CMCC - Bisque on bisque
- Model JTP35WMWW - White on white



imagination at work