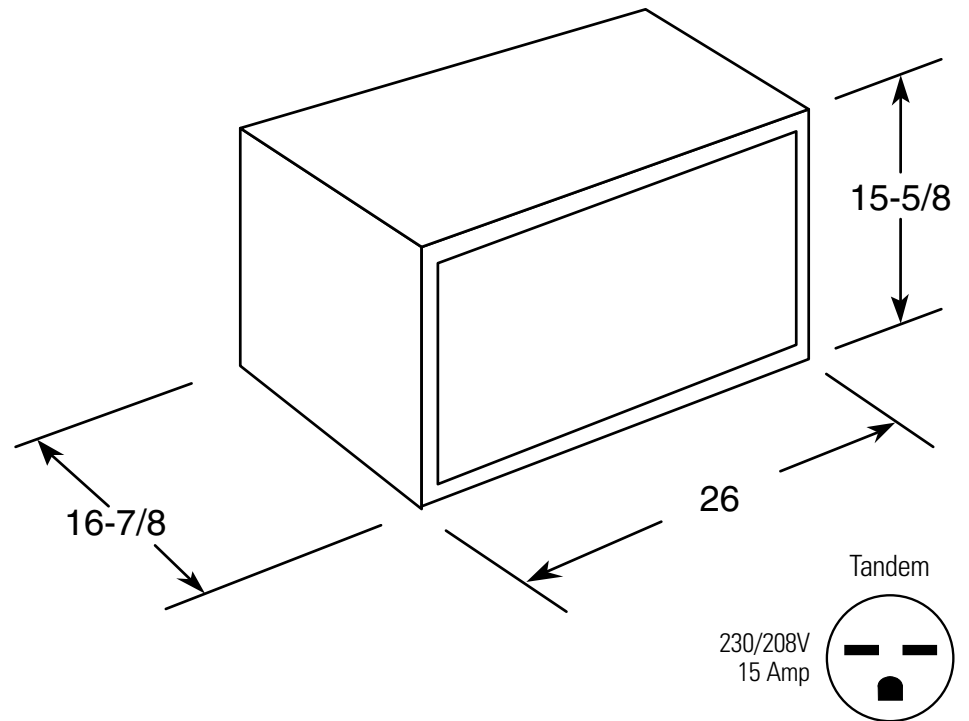


# AJCQ12DCC

## GE® ENERGY STAR® 230/208 Volt Built-in Room Air Conditioner

### Wall Case Dimensions and Installation Information (in inches)

**Note:** When installing slide-out chassis units in through-the-wall applications, keep louvers free. Do not restrict air flow areas.



For answers to your Monogram®, GE Profile™ or GE® appliance questions, visit our website at [ge.com](http://ge.com) or call GE Answer Center® service, 800.626.2000.



imagination at work



Total volume and shelf area are calculated by the Association of Home Appliance Manufacturers' standards.



Listed by Underwriters Laboratories

Specification Created 1/07

390242

# AJCQ12DCC

## GE® ENERGY STAR® 230/208 Volt Built-in Room Air Conditioner

### Dimensions (in inches)

**Installation Information:** A finished opening of 26-1/8" x 15-3/4" clear of intrusions is required. Keep clearance of 4" from side walls. Brick veneer or frame walls should have wood studding surrounding case to provide firm anchoring with screws. Case can be fastened directly to brick or block walls with screws sunk in lead expansion shields.

**Note:** Units should be caulked on all four sides of case to the building exterior to assure building integrity.

### Two Wall Cases for Tenant Option Installation

When the air conditioner is offered as a tenant option, these wall cases provide protection against outside elements.

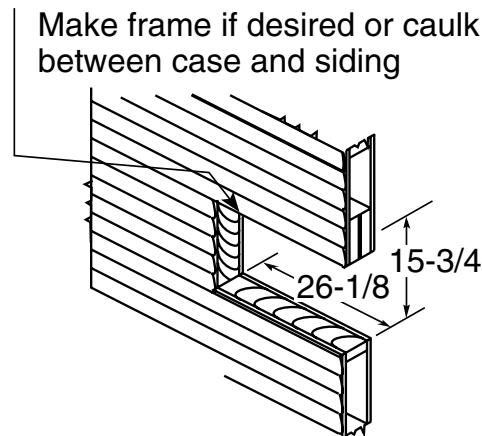
**RAB47** – includes wall case, exterior grille and steel closure panels.

**RAB48** – includes wall case, exterior grille, steel closure panel and two layers of insulation.

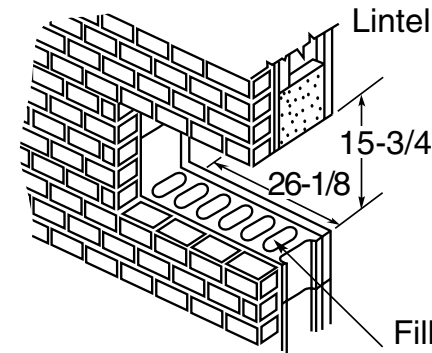
### Standard Wall Case RAB46

Solid-sided wall case fabricated of galvanized steel with baked enamel finish. Welded areas are coated with a sealing compound to help resist rust and corrosion. Polymer gasket surrounds opening to assure tight weather seal. Aluminum grille (RAG13) is included. Panels on interior and between case and grille provide weather protection prior to installation of chassis. Provide firm anchoring with screws. Case can be fastened directly to brick or block walls with screws sunk in lead expansion shields.

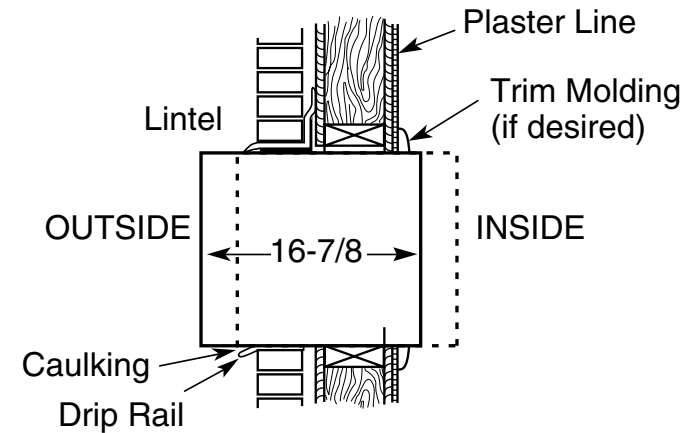
For answers to your Monogram®, GE Profile™ or GE® appliance questions, visit our website at [ge.com](http://ge.com) or call GE Answer Center® service, 800.626.2000.



Frame Construction



Brick Block and Brick Frame Construction



Flexible Mounting Position



imagination at work



Total volume and shelf area are calculated by the Association of Home Appliance Manufacturers' standards.




Listed by Underwriters Laboratories

# AJCQ12DCC

## GE® ENERGY STAR® 230/208 Volt Built-in Room Air Conditioner

### Features and Benefits

- 9,900/9,700 BTU
- 9.5/9.5 EER
- 230/208 Volts
- ENERGY STAR® qualified
- Electronic digital thermostat with remote
- Four-way air direction
- 3 cool/3 fan speeds
- Up-front, washable air filter
- Power interruption restart
- Model AJCQ12DCC – Soft Gray



imagination at work