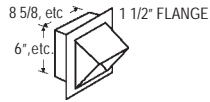


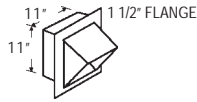
# VENTING ACCESSORIES FOR VENT-A-HOOD PRODUCTS

## WALL LOUVER



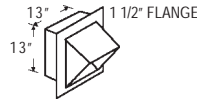
MODEL	DIM	PRICE
VP526	6" RD	
VP527	7" RD	
VP528	8" RD	
VP538	6"x8 1/2"	

## WALL LOUVER



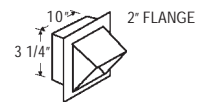
MODEL	DIM	PRICE
VP554	10" RD	

## WALL LOUVER



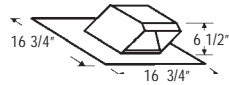
MODEL	DIM	PRICE
VP555	12" RD	

## WALL LOUVER



MODEL	DIM	PRICE
VP560	3 1/4"x10"	

## LOW PROFILE ROOF JACK (MAXIMUM 4/12 PITCH)



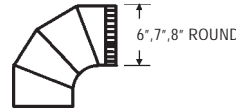
MODEL	DIM	PRICE
VP539	6"	
VP540	7"	
VP541	8"	

## LOW PROFILE ROOF JACK (MAXIMUM 4/12 PITCH)



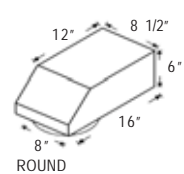
MODEL	DIM	PRICE
VP552	10"	
VP553	12"	

## ADJUSTABLE ELBOW



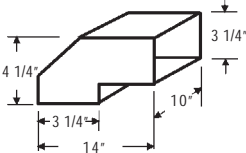
MODEL	DIM	PRICE
VP513	6"	
VP514	7"	
VP515	8"	

## BACK/SIDE VENT ELBOW



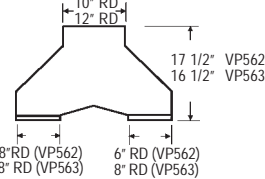
MODEL	DIM	PRICE
VP561	8" - 6" x 8 1/2"	

## BACK VENT ELBOW



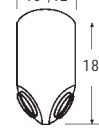
MODEL	DIM	PRICE
VP559	3 1/4"x10"	

## MULTI-BLOWER TRANSITION



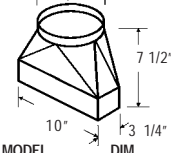
MODEL	DIM	PRICE
VP562	10"	
VP563	12"	

## "Y" TRANSITION



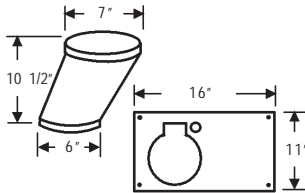
MODEL	DIM	PRICE
VP517	8" x 8" - 12"	
VP518	6" x 8" - 12"	
VP551	6" x 8" - 10"	

## 10 TO 6/7 TRANSITION



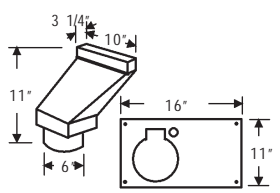
MODEL	DIM	PRICE
VP520	3 1/4" x 10" - 6"	
VP521	3 1/4" x 10" - 7"	

## OFFSET KIT-ROUND



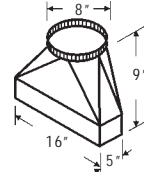
MODEL	DIM	PRICE
VP529	6" TO 7"	

## OFFSET KIT-RECTANGLE



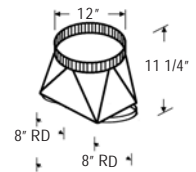
MODEL	DIM	PRICE
VP550	6"-3 1/4"x10"	

## STANDARD ISLAND TRANSITION



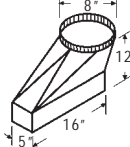
MODEL	DIM	PRICE
VP565		

## CLUSTER BLOWER TRANSITION



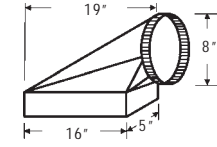
MODEL	DIM	PRICE
VP564		

## OFFSET L & R TRANSITION FOR ISLAND BLOWERS



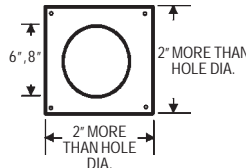
MODEL	DIM	PRICE
VP542	TOP LEFT ISLAND	
VP543	TOP RIGHT ISLAND	

## SIDE VENT TRANSITION L & R FOR ISLAND HOODS



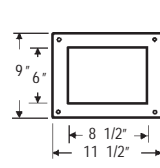
MODEL	DIM	PRICE
VP544	LEFT SIDE	
VP545	RIGHT SIDE	

## ROUND COLLAR



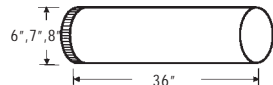
MODEL	DIM	PRICE
VP533	6"	
VP535	8"	

## COLLAR, SQUARE



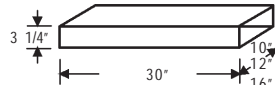
MODEL	DIM	PRICE
VP537	6 x 8 1/2"	

## ROUND DUCT



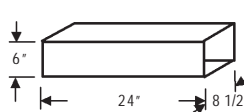
MODEL	DIM	PRICE
VP500	6"	
VP501	7"	
VP502	8"	

## 3 1/4" RECTANGLE DUCT



MODEL	DIM	PRICE
VP504	3 1/4" x 10"	
VP505	3 1/4" x 12"	
VP506	3 1/4" x 16"	

## 6" RECTANGLE DUCT



MODEL	DIM	PRICE
VP507	6" x 8 1/2"	

## PARTS FOR VENT-A-HOOD PRODUCTS

### MOTORS

P1301-1 SINGLE SPEED WHITE MOTOR  
P1301-2 TWO SPEED WHITE MOTOR  
P1302-1 BLACK MOTOR  
P1315 K SERIES MOTOR  
P1900 ADAPTER (AMP PLUG/2 PRONG PLUG)

### MOTOR PLUG SOCKETS

P1107 CONVENTIONAL SOCKET

### BLOWER WHEELS

P1305 WHITE (SINGLE OR RIGHT SIDE OF DUAL)  
P1306 (LEFT SIDE OF DUAL)  
P1307 K SERIES BLOWER WHEEL

### BLOWER HOUSINGS

P1029 B100 BLOWER HOUSING WITH DAMPER  
P1028 B200 BLOWER HOUSING WITH DAMPERS  
P1029 T200 ENAMEL (LEFT/WHITE MOTOR) W/DAMPER  
P1030 T200 REVERSE BLOWER HOUSING W/DAMPER  
P1021 K SERIES BLOWER COVER

### BLOWER SHIELDS

P1025 B100 ENAMEL  
P1027 B100 STAINLESS  
P1024 B200 ENAMEL  
P1026 B200 STAINLESS  
P1025 T200 ENAMEL  
P1027 T200 STAINLESS  
P1610 SHIELD SCREW

### SWITCHES

P1402 PUSH BUTTON  
P1401 SLIDE  
P1408 GLAMOUR CAP (SLIDE SWITCH)  
P1409 MOMENTARY (TILT OUT HOOD)  
P1404 VARIABLE SPEED (REMOTE BLOWER)  
P1418 DIMMER (CAN LIGHTS)  
P1419 ROTARY (HEAT LIGHTS)  
P1422 KNOB FOR ROTARY SWITCH  
P1430 W/ICON FOR SNGL SPD WHITE MOTOR  
P1431 W/ICON FOR SNGL SPD BLACK MOTOR  
P1432 W/ICON FOR FLUORESCENT LIGHT  
P1433 W/ICON FOR TWO SPD WHITE MOTOR  
P1434 W/ICON FOR HALOGEN LIGHTS

### LIGHT BULBS

P1130 50 WATT HALOGEN  
P1120 15 WATT FLUORESCENT

### LIGHT FIXTURE COMPONENTS

P1104 RIGHT LAMPHOLDER  
P1103 LEFT LAMPHOLDER  
P1105 STARTER  
P1106 STARTER SOCKET  
P1101 BALLAST (SP2 FOR 3" LIGHT FIXTURE)  
P1102 (FINGER- FOR OLDER HOODS)  
P1123 HALOGEN LIGHT SOCKET

### FLUORESCENT FIXTURES COMPLETE

*INCLUDES 18" FLUORESCENT LAMP  
SPECIFY MODEL, SIZE, AND COLOR OF HOOD  
NOT AVAILABLE IN STAINLESS, USE SILVERTONE)*

P1016 3" ENAMEL (WALL MOUNT & ISLAND)  
P1018 2" ENAMEL (UNDER CABINET)  
Pxxx B FIXTURE WITH BACK, ADD  
P1127 COVER FOR FLUORESCENT

### REPLACEMENT FILTERS

P1502A B20 (16X20X2) MESH  
P1502B B20 (10X20X2) MESH  
P1506 SS BAFFLE (16X20X1 1/2)  
P1506A SS BAFFLE (10X20X1 1/2)  
P1501A C8  
P1501 CV (CIRCULAR 11 1/2 DIAM. X 4 1/2 T

### BACK DRAFT DAMPERS

P1040 B100  
P1041 B200 (EACH, REQUIRES TWO)  
P1040 T200 (EACH, REQUIRES TWO)  
P1042 K SERIES DAMPER  
P1031 NYLON POLYMER DAMPER

### REMOTE BLOWER COMPONENTS

P1425 REMOTE SPEED CONTROL, COMPLETE  
P1510 RM1000 BLOWER WHEEL  
P1515 RM1000 MOTOR  
P1520 RM1500 BLOWER WHEEL  
P1525 RM1500 MOTOR

### MISCELLANEOUS

P1039 FLAP STAY FOR TILT OUT HOODS  
AW101 T HANDLE ALLEN WRENCH  
AW102 STANDARD ALLEN WRENCH  
P1424 THERMOSTAT FOR SENSASOURCE  
SS KIT STAINLESS STEEL REPAIR KIT  
SS64 STAINLESS STEEL MAGIC  
CP101 RED BEAR COPPER POLISH  
P1316 3 1/4" X 10 COLLAR K SERIES  
P1317 BACK PLATE K SERIES