

▪ WOLF OUTDOOR GAS GRILLS ▪

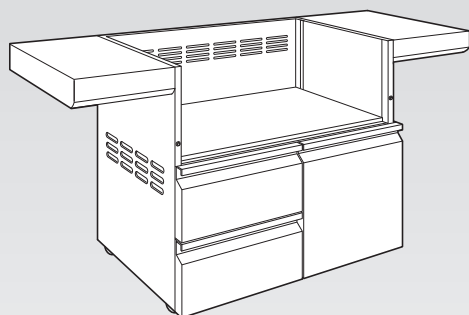
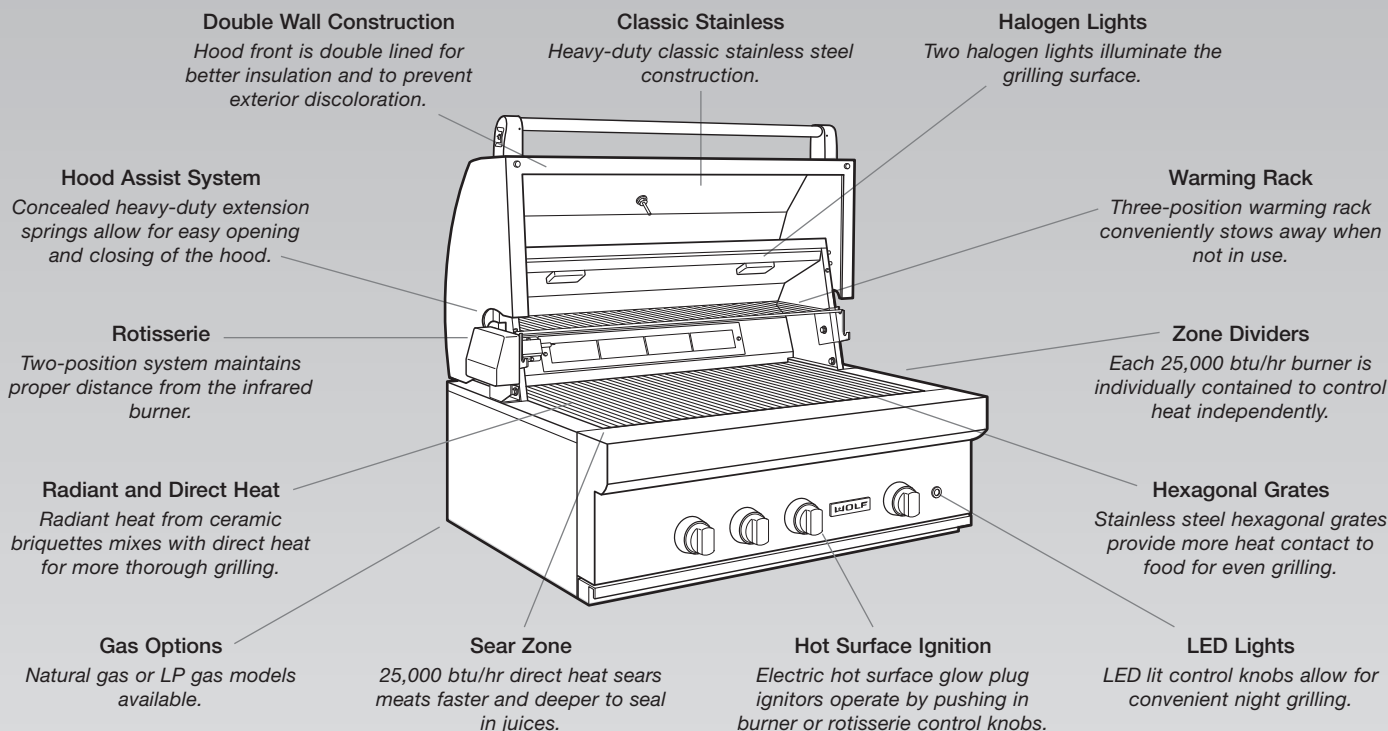
PASSION FOR COOKING REACHES NEW DIMENSIONS



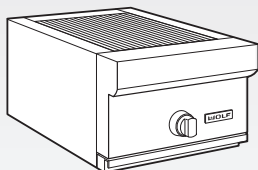
AVAILABLE APRIL 2009



MASTERFULLY PLANNED OUTDOOR KITCHENS ARE THE LATEST TREND IN OUTDOOR LIVING AND ENTERTAINMENT. WOLF OFFERS HIGH PERFORMANCE GRILLS AND ACCESSORIES THAT WILL WITHSTAND HARSH ELEMENTS. WITH THESE VERSATILE COMPONENTS, YOU CAN CUSTOMIZE AN OUTDOOR KITCHEN THAT IS A REFLECTION OF YOUR LIFESTYLE.



**Outdoor Grill Cart**  
36" (914) model shown



**Outdoor Modules**

Outdoor Grill Models	W	H	D
OG30 and OG30-LP	30" (762)	26 1/2" (673)	29" (737)
OG36 and OG36-LP	36" (914)	26 1/2" (673)	29" (737)
OG42 and OG42-LP	42" (1067)	26 1/2" (673)	29" (737)

**Outdoor Grill Carts**

Outdoor grill carts available in widths to fit all grill models feature heavy-duty casters with front brakes and fold-down side shelves with tool holders. Interior pull-out tray can store a trash receptacle or LP tank. Door and drawer configurations vary with model.

**Outdoor Modules**

The 25,000 btu/hr side burner can be attached to an outdoor grill cart or ordered as an individual module for a built-in application. The 25,000 btu/hr sear station module is for a built-in application only. Stainless steel cover included with all modules.

**Built-In Accessories**

18" (457) wide single access door, 30" (762), 36" (914) and 42" (1067) double doors. 30" (762) single storage drawer, 13" (330) 2-drawer and 3-drawer units and 30" (762) door and 2-drawer combination. Insulating liner.