

**NEW**  
Preliminary

# Whirlpool® 30" Single Wall Oven WOS92ECO A

## KEY FEATURES

- 30" Single Wall Oven
- True Convection System with Convection Conversion
- 5.0 cu. ft. Oven Capacity
- AccuBake® Temperature Management System
- Rapid Preheat
- Traditional Self-Clean System
- SteamClean Option
- FIT System
- New Whirlpool® Design
- Hidden Bake



## COLORS

White(W)



Black(B)



Stainless  
Steel(S)



Black w/Silver  
Handle(E)



White w/Silver  
Handle(H)





# Whirlpool® 30" Single Wall Oven WOS92ECO A

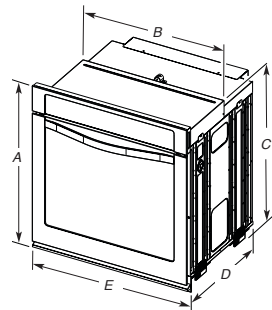
## SPECIFICATIONS

| MODEL #                                      | WOS92ECO A   |
|--|--|
| TRANSITIONED FROM MODEL #                    | GBS309PV   |
| <b>FEATURES</b>                              |  |
| Capacity (cu. ft.)                           | 5.0  |
| True Convection System                       | Yes  |
| Self-Cleaning                                | Yes with Steam Clean                                 |
| Rack Configuration                           | 3 Racks with Integrated Handles                      |
| <b>GENERAL OVEN FEATURES</b>                 |  |
| Bake Element (Watts) @240/208 V              | 2800/2427  |
| Broil Element (Watts) @240/208 V             | 3600/3120  |
| Broil Passes                                 | 8  |
| Oven Cavity Size (in.)                       | 18 in. H x 25 in. W x 19 in. D                       |
| AccuBake® Temperature Management System      | Yes  |
| Hidden Bake                                  | Yes  |
| Delay Bake                                   | Yes  |
| Sabbath Mode                                 | Yes  |
| Closed Door Broiling                         | Yes  |
| Rapid Pre-heat                               | Yes  |
| Rack Positions                               | 6  |
| Control Type                                 | Membrane   |
| Control Lockout                              | Yes  |
| Oven Controls Display Type                   | VFD  |
| Oven Controls Display Color                  | Blue / Red   |
| Oven Light(s)                                | 2 Incandescent                                       |
| Approved for Under-Cooktop Installation      | Yes  |
| <b>SPECIFICATIONS</b>                        |  |
| Power Supply Connection Location             | 3" Below Support Platform on Left or Right Hand side |
| Sales Demo Mode                              | Yes  |
| Total Connected Load (kW) @ 240 volts        | 3.715  |
| Total Connected Load (kW) @ 208 volts        | 2.819  |
| Circuit (amps)                               | 30   |
| Approx. Shipping Weight (lbs.)               | 165  |
| Handle Type                                  | Metal  |
| FIT System feet and trims supplied with oven | Yes  |
| <b>COLORS</b>                                | <b>W, B, S, E, H</b>                                 |

W=White, B=Black, S=Stainless Steel,  
E=Black w/Silver Handle, H=White w/Silver Handle

## DIMENSIONS

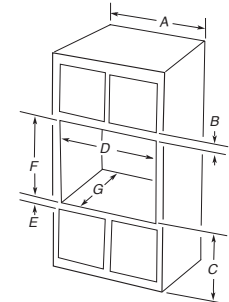
### PRODUCT DIMENSIONS



**30" (76.2 cm) models**  
 A. 28<sup>3</sup>/<sub>8</sub>" (72.8 cm) max. overall height  
 B. 28<sup>1</sup>/<sub>2</sub>" (72.4 cm) max. recessed width  
 C. 26<sup>1</sup>/<sub>2</sub>" (67.9 cm) recessed height  
 D. 23<sup>1</sup>/<sub>2</sub>" (59.1 cm) max. recessed depth  
 E. 30" (76.2 cm) overall width

### CABINET DIMENSIONS

Single Ovens Installed in Cabinet

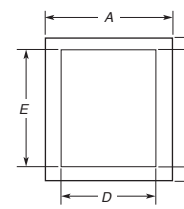


**30" (76.2 cm) models**  
 A. 30" (76.2 cm) min. cabinet width  
 B. 1" (2.5 cm) top of cutout to bottom of upper cabinet door  
 C. 32" (81.3 cm) bottom of cutout to floor  
 D. 28<sup>1</sup>/<sub>2</sub>" (72.4 cm) cutout width  
 E. 1<sup>1</sup>/<sub>2</sub>" (3.8 cm) min. bottom of cutout to top of cabinet door  
 F. 28" (71.2 cm)\* recommended cutout height  
 G. 24" (60.7 cm) cutout depth

**NOTE:** The cutout height can be between 26<sup>29</sup>/<sub>32</sub>" (68.4 cm) and 29<sup>13</sup>/<sub>32</sub>" (74.8 cm) for single ovens.

### CABINET DIMENSIONS

Single Oven Undercounter (without cooktop installed above)



**30" (76.2 cm) models**  
 A. 30" (76.2 cm) min. cabinet width  
 B. 1<sup>1</sup>/<sub>2</sub>" (3.8 cm) min. top of cutout to underside of countertop  
 C. 5<sup>1</sup>/<sub>2</sub>" (13.3 cm) bottom of cutout to floor  
 D. 28<sup>1</sup>/<sub>2</sub>" (72.4 cm) cutout width  
 E. 28" (71.2 cm) min. cutout height

| <b>CUTOUT DIMENSIONS</b>                 |                      |
|--|----------------------|
| Height                                   | 26 29/32 to 29 13/32 |
| Width                                    | 28 1/2               |
| Depth                                    | 24                   |
| Bottom of cutout to floor (undercounter) | 5 1/4                |
| Bottom of cutout to floor (in-wall)      | 32                   |
| <b>PRODUCT DIMENSIONS</b>                |                      |
| Overall Height                           | 28 3/4               |
| Overall Width                            | 30                   |
| Overall Depth                            | 26 3/8               |
| Depth with door open 90 degrees          | 46 3/4               |

All dimensions are shown in inches.

**Dimensions are for planning purposes only.**  
**For complete details, see Installation Instructions packed with product.**  
**Specifications subject to change without notice.**