




## FRONT CONTROL MODEL - ADA TUB

### DW24100



- Front Control
- Thin Panel with LCD Display
- 4 Wash Cycles
  - Regular Wash
  - Quick Wash
  - Pots & Pans+
  - China Gentle
- 3 Wash Temperatures
- 52 dBA Sound Level
- Base Load System
  - Upper Rack Adjustable Before Loading
  - 2 Adjustable Mug Shelves
  - Plastic Insert on Upper Rack Handle
  - Folding Upper & Lower Rack Tines
  - Sliding Cutlery Basket



## DISHWASHER WARRANTY

**1 year\* limited warranty from date of first installation**

*Blomberg will repair or replace at no cost to the consumer any defective parts of the dishwasher if used under normal conditions (warranty is void if the product is used commercially e.g., bed + breakfast, nursing home, etc.). Service must also be performed by an authorized Blomberg service agency. (Cosmetic defects must be reported within 10 business days from installation)*

**2 year\*+ limited warranty from date of first installation**

*(Parts only) Blomberg will repair or replace any parts at no cost to the consumer if material defects or workmanship have caused the damage or failure of these components. Again, the dishwasher must have been used under normal household conditions and not commercially as stated above (Labor charges are the responsibility of the consumer).*

**5 year\*+ limited warranty from date of first installation**

*(Parts only, 3-5 years) Blomberg will repair or replace any circuit boards or nylon dishwasher racks (excluding plastic rack attachments) at no cost to the consumer if material defects or workmanship have caused the damage or failure of these components. The dishwasher must have been used under normal household conditions and not commercially as stated above (Labor charges are the responsibility of the consumer).*

**Lifetime limited warranty from date of first installation \*++**

*(Parts only) Blomberg will repair or replace to the original owner the stainless steel tub or door if rust through occurs under normal household use and normal water conditions (no excessive chlorine). Blomberg may, as its option, also replace the whole dishwasher with the same and/or equivalent model with equal or better functionality if the original model is no longer available. (Labor, removal and installation charges are the responsibility of the consumer).*

MODEL	COLOR	UMRP
DW24100W	white	\$499
DW24100B	black	\$499
DW24100SS	stainless	\$599

# DISHWASHERS: Standard Features on ALL MODELS

## ENVIRONMENT



### ENERGY STAR QUALIFIED

All Blomberg dishwashers are Energy Star qualified, protecting the environment while saving you money and energy.



### RoHS COMPLIANT

All Blomberg dishwashers are not only energy efficient, but also RoHS compliant. The products are built of 99.9% lead-free materials, and 95% of our components are recyclable.

## SAFETY

### DOUBLE FLOAT SYSTEM

All Blomberg dishwashers have a double float system and a bottom tray to provide maximum protection against flooding.

## QUIET



### 3 LAYERS OF INSULATION FOR ULTRA-QUIET

All Blomberg dishwashers have three layers of insulation including bituminous material, cotton insulation and side walls, Blomberg dishwashers are among the most quiet in the market.

## INSTALLATION



### smartFIT™ and smartBALANCE™

Blomberg developed a height adjustment mechanism called smartFIT™, which allows the rear feet to be adjusted from the front. In addition, fully integrated Blomberg dishwashers have a front adjustable hinge system, smartBALANCE™, which helps achieve a perfectly balanced door by adjusting the dishwasher to the weight of your kitchen cabinet door. Built-in to every Blomberg dishwasher.



### POWER PLUG

All Blomberg dishwashers come with attached power cord including plug for easy installation.

## WASHING

# 167°

### RINSE Pots & Pans+

### 167° SANITIZING RINSE on POTS & PANS+ CYCLE

Don't settle for clean dishes when you can have sanitized ones. Next to handwashing, proper cleaning and sanitizing of kitchen work surfaces, dishes, and cookware is one of the most important ways to protect against foodborne illness at home.



### HALF LOAD OPTION

The half load option offers complete load flexibility, enabling dishes to be washed economically using just one rack - upper or lower - with less water and energy consumption.



### 5-LEVEL WASH

The 5-level wash system ensures immaculately clean dishes. The two spray arms, placed in the bottom and the middle of the dishwasher, and the shower head at the top spray water from every direction, reaching even the most remote parts of your dishes.



### 3-WAY EURO FILTERING SYSTEM

The 3 way euro filtering system removes even the smallest dirt particles and ensures circulation of clean water.



### 3RD SPRAY ARM

For extra cleaning power.



### ALL-IN-1 TABLET BUTTON

Specially designed for the increasingly popular All-In-One Tablets. Aids and controls the rinse agent inside the Tablet for longer drying time and better drying performance.

### DELAY WASH

Time delay up to 9hrs and 30 minutes.



### FLOW THROUGH HEATER FOR SAFE PLASTIC WASHING

The heater is concealed to provide a safer and more convenient alternative to the conventional exposed heater. This allows plastic dishware to be placed on both top and bottom racks without damage.



### ELECTRONIC CONTROL FEATURES

The electronic display offers you a quick and easy way to select your programs. Additionally, products with numerical display offer an adjustable "end of cycle chime", which reminds you that your wash cycle has finished and the dishes are ready to use. Also, the hidden control panel prevents your children from changing programs and playing with your dishwasher.



### WATER COUNTER WHEEL

Ensures precise water intake to the dishwasher from the tap by electronic measurement during each step of the wash cycle.