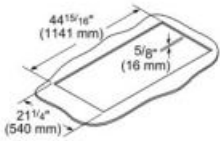
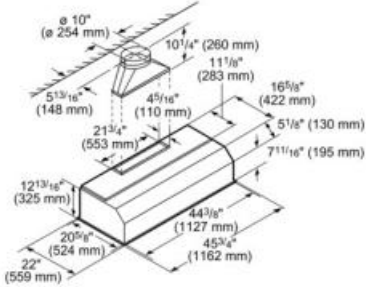
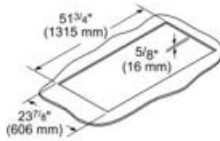




Cutout for insert without liner accessory



Cutout for insert with liner accessory LINER248



Amps (A)	15
Frequency (Hz)	60; 50; 50-60
Approval certificates	CSA
Plug type	fixed connection
Net weight (lbs)	65
Gross weight (lbs)	73
Required distance above range/rangetop/cooktop	30"/30"
Motor location	without motor
Diameter of air duct (in) top	10
Operating mode	Ducted
Delay shut off modes	10
Required accessories	Blower
Optional accessories	EXTNCB25, LINER248, VCI2REMKS
Number of lights	4
Total power of the lamps (W)	40; 40