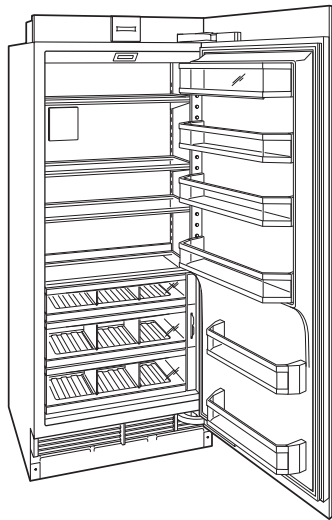


## FEATURES

- Custom front panel and hardware allow for infinite design options.
- Integrated design allows for dual installation and point-of-use refrigeration.
- Interactive smart-touch control panel.
- Internal dispenser provides chilled water inside refrigerator (IC-36RID).
- Air purification system reduces odors, bacteria, viruses and ethylene gas.
- Advanced water filtration system (IC-36RID).
- LED lit interior.
- Adjustable nano-coated spill-proof glass shelves, door shelves and dairy compartment.
- Deli drawer and high-humidity crisper drawers, all with adjustable dividers.
- Door alarm and smart home features.
- Informational freshness cards.



Model IC-36R



## MODEL OPTIONS

All Refrigerator	IC-36R
Internal Dispenser	IC-36RID

*Specify RH or LH door.*

## INTERIOR FEATURES

### REFRIGERATOR

- 3 Adjustable glass shelves
- 2 Crisper drawers with dividers
- Deli drawer with dividers
- 3 Adjustable door shelves
- 2 Stationary door shelves
- Adjustable dairy compartment

## ACCESSORIES

- Stainless steel front panel with tubular or pro handle.
- Stainless steel top and side enclosure panels.
- Stainless steel tubular and pro handles.
- Dual installation kit for installation with column or tall model.
- Stainless steel kickplate.
- Air deflector for reduced toe kick.
- Dozen egg container.
- Replacement air purification cartridge and water filter.

Accessories available through an authorized Sub-Zero dealer. For local dealer information, visit the find a showroom section of our website, subzero.com.

## SPECIFICATIONS

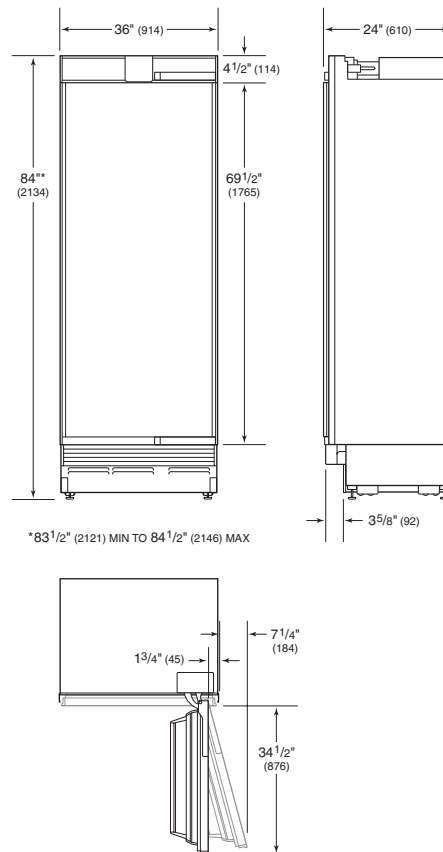
PRODUCT	
Dimensions	36"W x 84"H x 24"D
Door Clearance	34 1/2"
Weight	460 lb
CAPACITY	
Refrigerator	20.5 cu ft
ELECTRICAL	
Supply Service	115 VAC, 60 Hz 15 amp circuit
PLUMBING (IC-36RID)	
Supply Pressure	1/4" OD copper, braided stainless steel or PEX tubing 35–120 psi

Product dimensions do not include panel or handle and will vary with panel thickness. Allow for panel thickness when planning the finished opening depth.

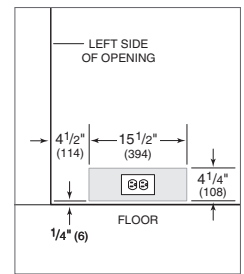
Specifications are subject to change without notice. Visit [subzero.com/specs](http://subzero.com/specs) for the most up-to-date information.

Dimensions may vary  $\pm 1/8"$  (3). Dimensions in parentheses are millimeters unless otherwise specified.

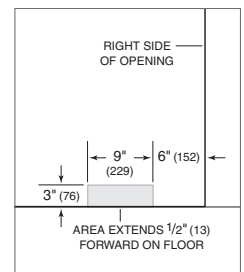
## DIMENSIONS



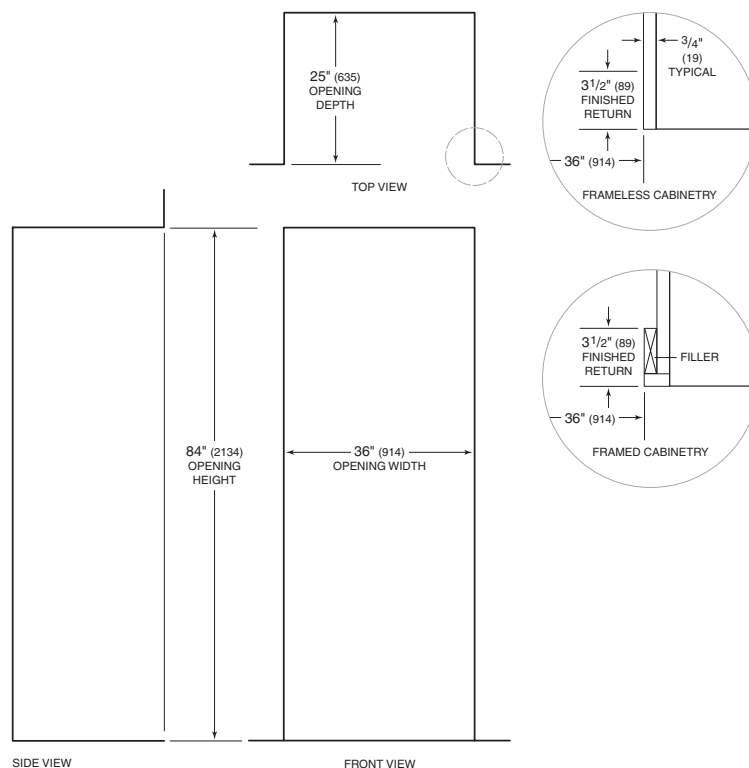
## ELECTRICAL



## PLUMBING



## INSTALLATION



NOTE: 3 1/2" (89) finished returns will be visible and should be finished to match cabinetry.