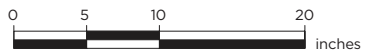
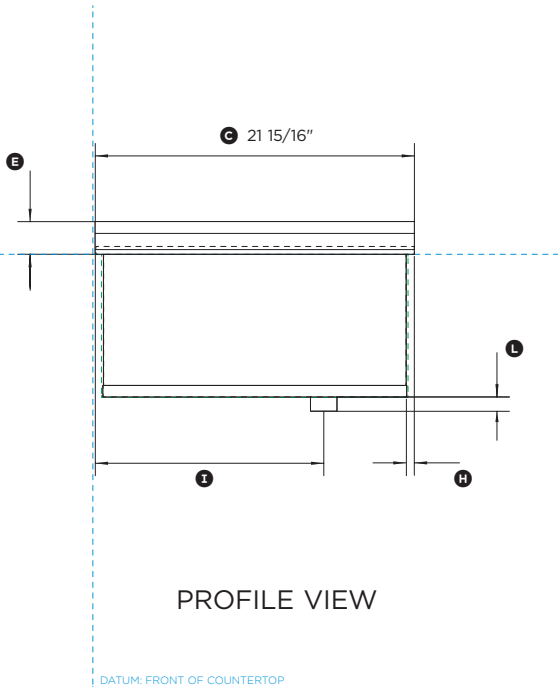
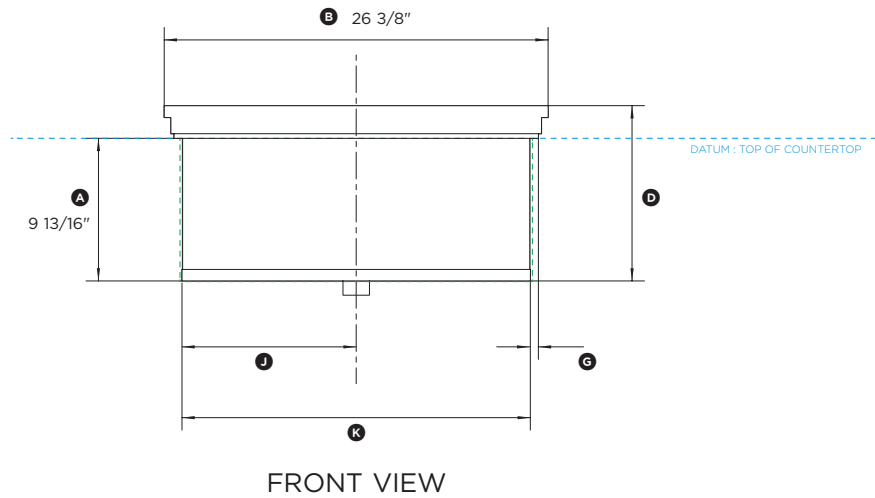
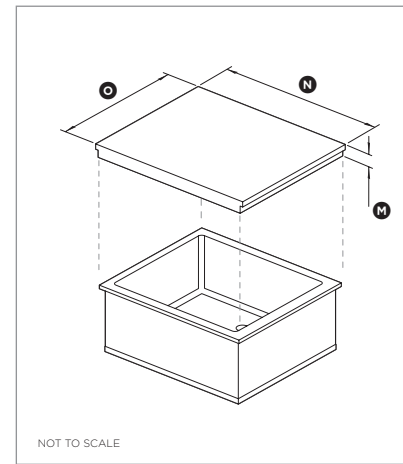
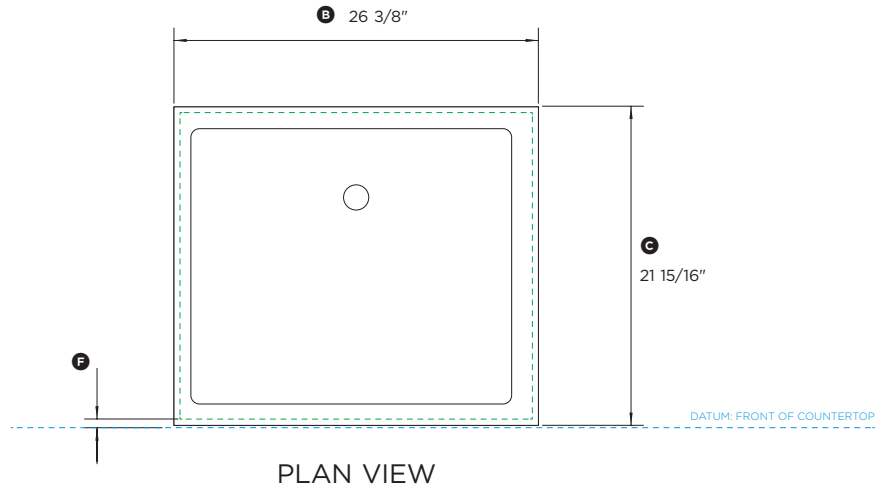


Model no:

BC25

(refer page 2 for metric measurements)



Product Dimensions	in
Ⓐ Height of beverage chiller below countertop	9 13/16"
Ⓑ Overall width of chiller	26 3/8"
Ⓒ Overall depth of chiller	21 15/16"
Ⓓ Overall height of chiller	12 1/16"
Ⓔ Height above countertop datum	2 1/4"
Ⓕ Minimum distance from front of countertop to cutout	5/8"
Ⓖ Width of flange	9/16"
Ⓗ Depth of flange	9/16"
Ⓘ Depth from front of product to center of drain	15 11/16"
Ⓚ Width from side of chassis to centerline / drain	11 31/32"
Ⓛ Width of chassis	23 15/16"
Ⓛ Height of drain below chassis	1"
Ⓜ Lid height	21 15/16"
Ⓝ Lid width	26 3/8"
Ⓞ Lid depth	21 15/16"

Cavity Dimensions	in
Overall width of cavity	24 3/16"
Overall depth of cavity	21 1/16"
Overall height of cavity	9 7/8"

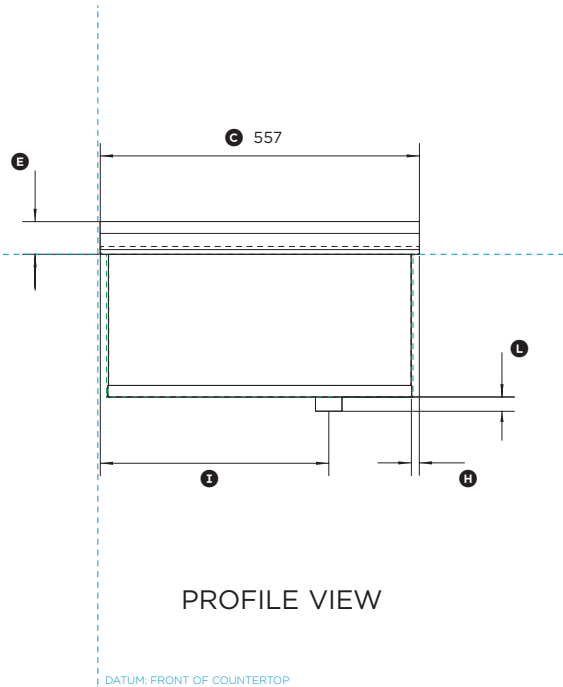
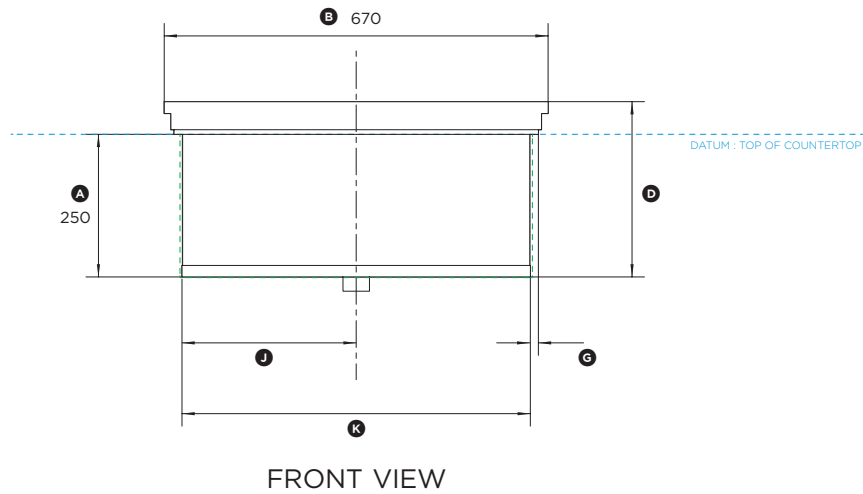
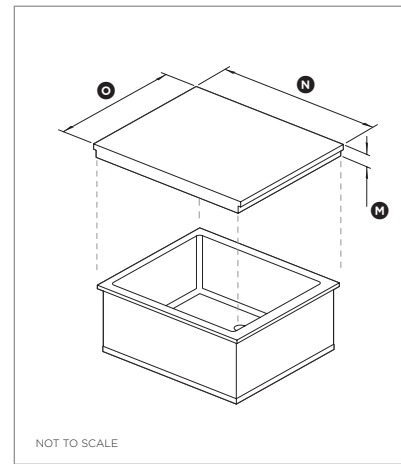
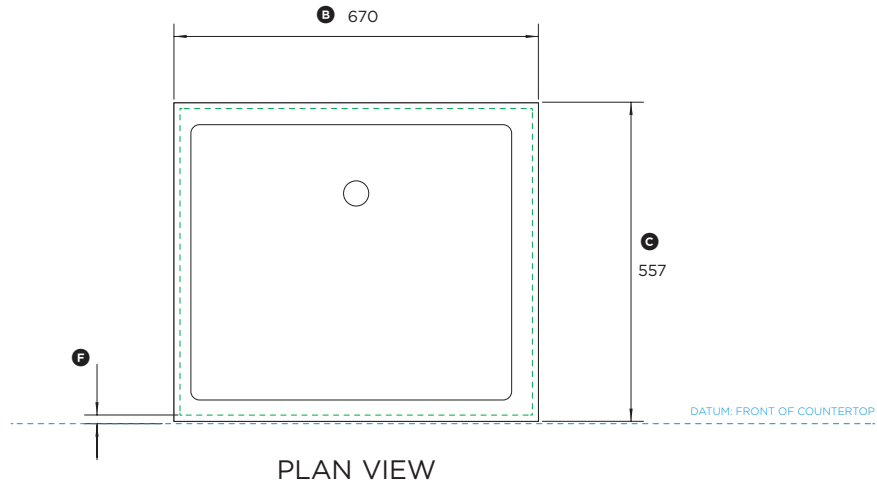
INDICATES PRODUCT DATUM -----
 INDICATES CUTOUT -----

DATE: 31.08.2015

IMPORTANT NOTE: Throughout this guide, dimensions may vary by ±2mm (3/32"). Please read the installation manual for detailed information on installing the product. www.dcsappliances.com



Data sheet



Beverage Chiller

Model no:

BC25

(refer page 1 for imperial measurements)

Product Dimensions	mm
Ⓐ Height of beverage chiller below countertop	249
Ⓑ Overall width of chiller	670
Ⓒ Overall depth of chiller	557
Ⓓ Overall height of chiller	306
Ⓔ Height above countertop datum	57
Ⓕ Minimum distance from front of countertop to cutout	15
Ⓖ Width of flange	14
Ⓗ Depth of flange	14
Ⓘ Depth from front of product to center of drain	399
Ⓛ Width from side of chassis to centerline / drain	304
Ⓚ Width of chassis	608
Ⓛ Height of drain below chassis	25
Ⓜ Lid height	49
Ⓝ Lid width	670
Ⓞ Lid depth	577

Cavity Dimensions	mm
Overall width of cavity	615
Overall depth of cavity	535
Overall height of cavity	250

INDICATES PRODUCT DATUM -----
INDICATES CUTOUT -----

DATE: **31.08.2015**

IMPORTANT NOTE: Throughout this guide, dimensions may vary by ±2mm (3/32"). Please read the installation manual for detailed information on installing the product. www.dcsappliances.com

