

Viking Range, LLC
111 Front Street
Greenwood, Mississippi 38930 USA
(662) 455-1200

For product information,
call 1-888-(845-4641)
or visit the Viking Web site at vikingrange.com in the U.S. or brigade.ca in Canada.

Use/Installation Guide



Outdoor Access Doors
and Storage Drawers

IMPORTANT - Please Read and Follow

- Before beginning, please read these instructions completely and carefully.
- The installer should leave these instructions with the consumer for future reference.

UNPACK

1. Locate the unit near installation area.
2. Remove all banding from around carton.
3. Remove all tape and packaging material from the outside and inside of the access doors or storage drawer.
4. Keep all carton packaging until your access doors or storage drawers have been thoroughly inspected and found to be in good condition.

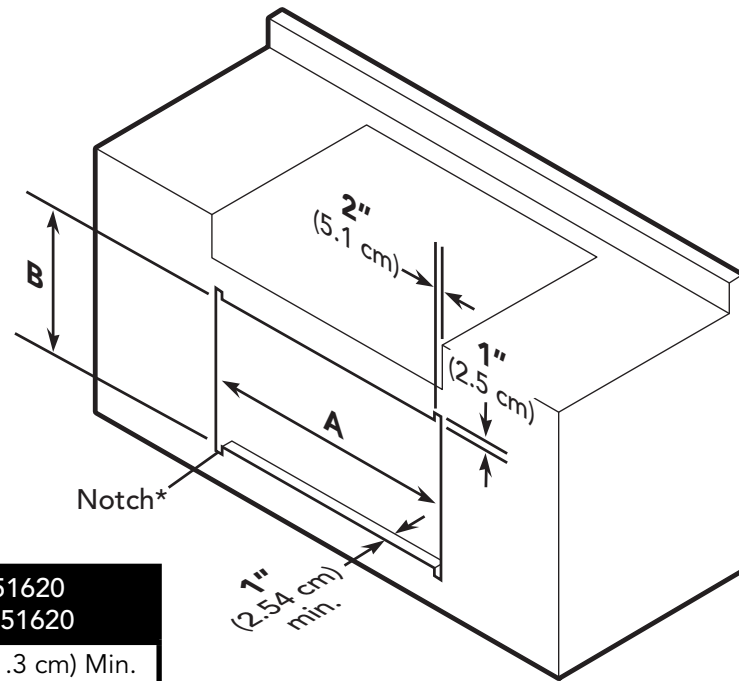
CUTOUT OUT DIMENSIONS

Access Doors

*Before centering doors in opening, make the notches in all four corners for double access doors and only in the hinge side for single access doors. The notches need to be 1" (2.5 cm) long x 2" (5.1 cm) wide. Attach with the four screws that are provided.

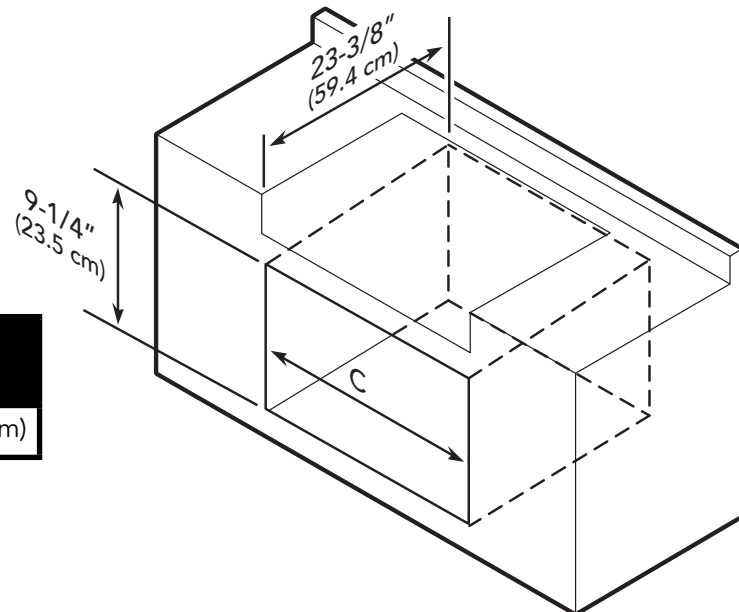
For Single Access Doors only (AD51620/CAD51620):

Only notch the side where the hinge is located. Door can be mounted with left or right door swing.



	AD52820 CAD52820	AD51620 CAD51620
A (includes notches)	28-1/4" (71.8 cm) Min. 30-1/4" (76.8 cm) Max.	16-1/4" (41.3 cm) Min. 18-1/4" (46.4 cm) Max.
B (opening only)	20-1/4" (51.4 cm) Min. 20-1/2" (52.1 cm) Max.	20-1/4" (51.4 cm) Min. 20-1/2" (52.1 cm) Max.

Storage Drawers

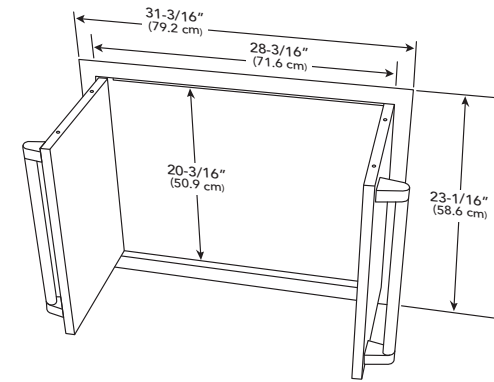


	SD5300 CSD5300	SD5360 CSD5360
C	28" (71.1 cm)	33-3/4" (85.7 cm)

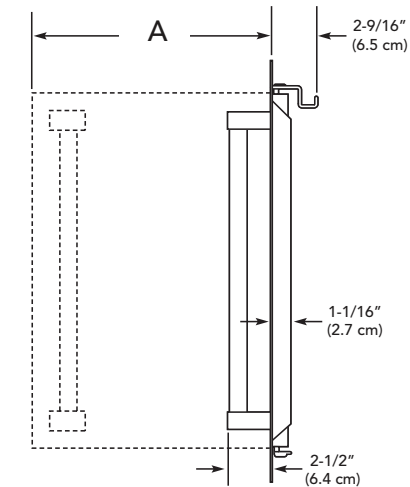
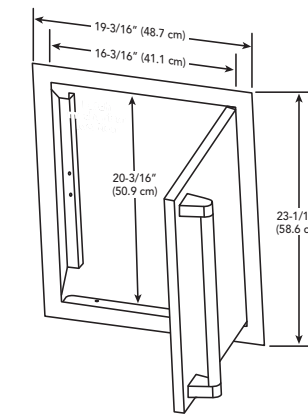
IMPORTANT - Please Read and Follow!

ACCESS DOOR DIMENSIONS

Double Doors

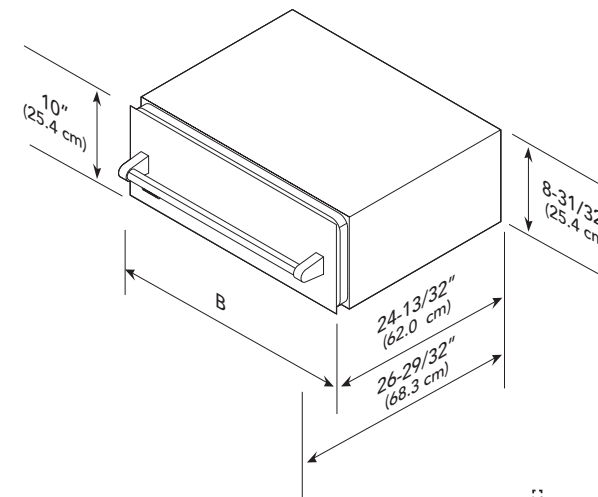


Single Door

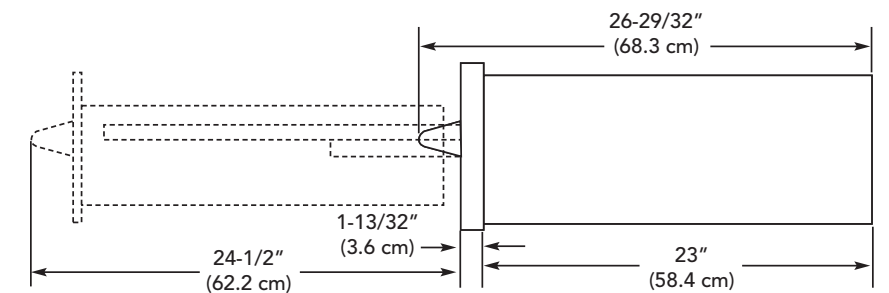


	SD5300 CSD5300	SD5360 CSD5360
A	15-7/16" (39.2 cm)	13-3/8" (34.0 cm)

STORAGE DOOR DIMENSIONS



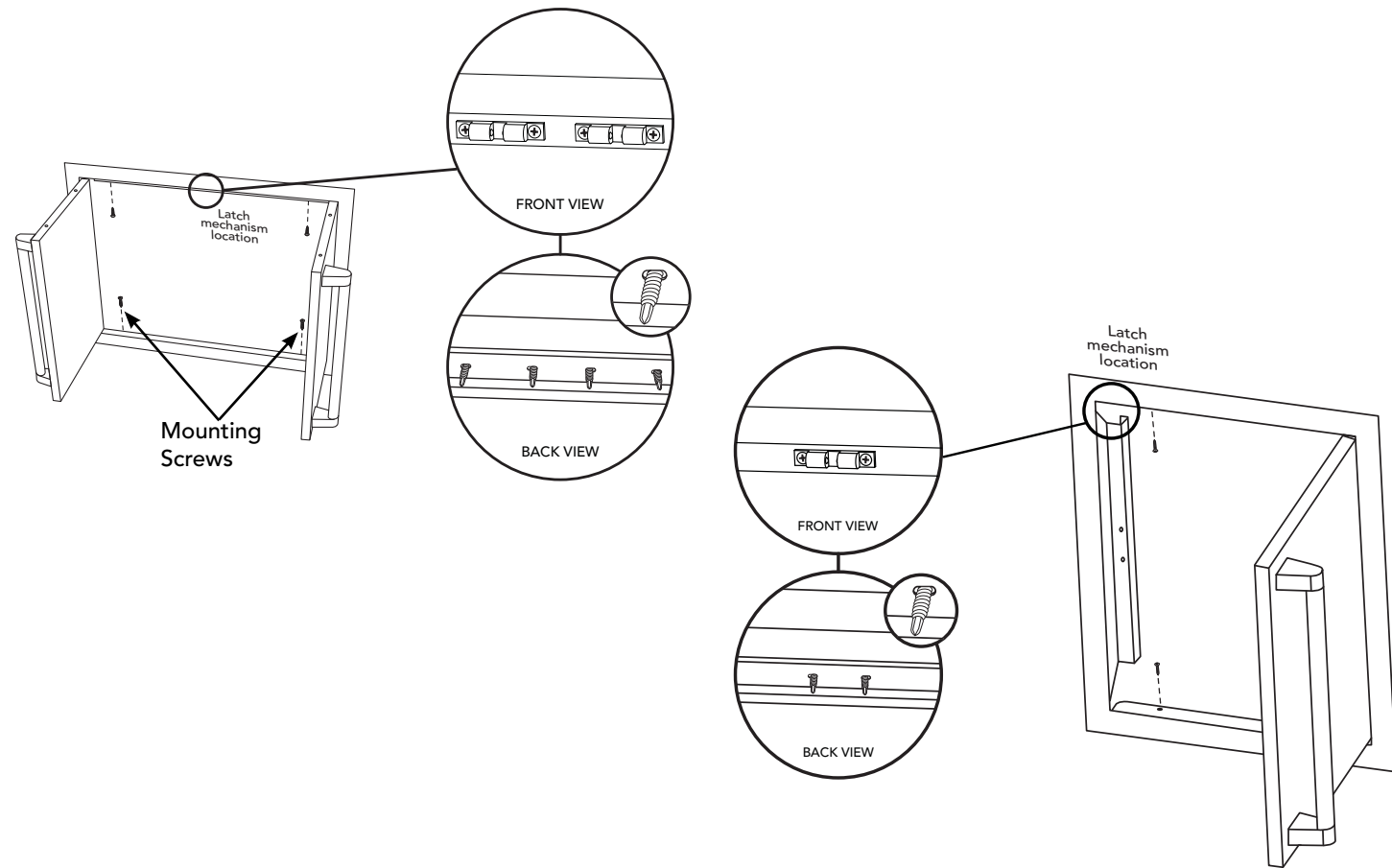
	SD5300 CSD5300	SD5360 CSD5360
B	29-1/2" (74.9 cm)	35-1/4" (89.5 cm)



Installation

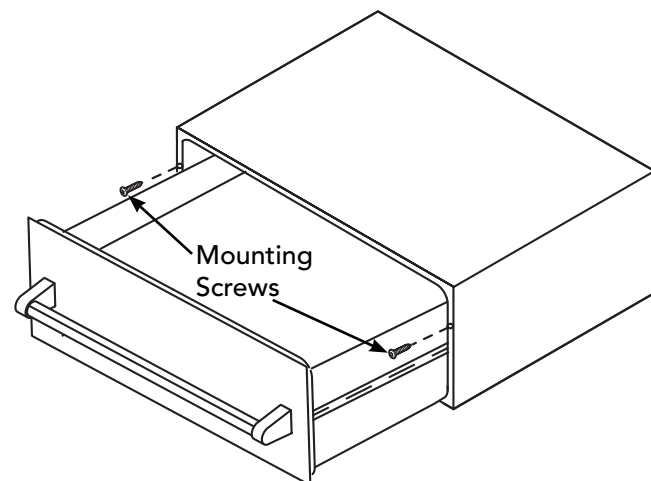
ACCESS DOOR

Each latch has two screws that are self-tapping. If an adjustment is needed to the factory set latch, the screws may be removed and reset. **NOTE:** Since the screws are self-tapping, resetting will be limited. Permanently secure the doors to cabinet using the mounting screws provided. (Double doors have four (4) and single door has two (2).)



STORAGE DRAWER

1. Slide drawer assembly into cabinet opening.
2. Open drawer.
3. Permanently secure drawer to cabinet using the two (2) #10 mounting screws provided. (One on each side of the drawer)



Cleaning and Maintenance

⚠ CAUTION

Do not use any cleaning agent with chlorine or chlorine compounds on stainless steel finish. Chlorine and chlorine compounds are corrosive to stainless steel

Stainless Steel Parts

Some stainless steel parts may have a plastic protective wrap which must be removed. All stainless steel body parts should be wiped regularly with hot, soapy water and with a liquid cleaner designed for that material to remove film residue. **DO NOT** use steel wool, abrasive cloths, cleansers, or powders. If it is necessary to scrape stainless steel to remove encrusted materials, soak the area with hot towels to loosen the material, then use a wooden or nylon spatula or scraper. **DO NOT** use a metal knife, spatula, or any other metal tool to scrape stainless steel. Scratches are almost impossible to remove. **DO NOT** permit citrus or tomato juice to remain on stainless steel surface, as citric acid will permanently discolor stainless steel. Wipe up any spills immediately.

Service Information

If service is required, call your dealer or authorized service agency. The name of the authorized service agency can be obtained from the dealer or distributor in your area.

Have the following information readily available:

- Model number
- Serial number
- Date purchased
- Name of dealer from whom purchased

Clearly describe the problem that you are having. If you are unable to obtain the name of an authorized service agency, or if you continue to have service problems, contact Viking Range at (888) 845-4641 or write to:

**VIKING RANGE, LLC
PREFERRED SERVICE
111 Front Street
Greenwood, Mississippi 38930 USA**

The serial number and model number for your storage drawer is located on an identification plate mounted on the top left side of the drawer housing. Pull out the drawer for access. The serial and model number for your access doors is located on an identification plated located on the back side of the frame.

Record the information indicated below. You will need it if service is ever required. The model and serial number for your cooktop can be found by looking under the unit.

Model No. _____ Serial No. _____

Date of Purchase _____ Date Installed _____

Dealer's Name _____

Address _____

If service requires installation of parts, use only authorized parts to insure protection under the warranty.

Keep this manual for future reference.

Warranty

PROFESSIONAL SERIES OUTDOOR ACCESS DOORS / STORAGE DRAWER WARRANTY TWO YEAR FULL WARRANTY

Outdoor access doors / storage drawers and all of their component parts, except as detailed below*, are warranted to be free from defective materials or workmanship in normal residential use for a period of two (2) years from the date of original retail purchase or closing date for new construction, whichever period is longer. Viking Range, LLC, warrantor, agrees to repair or replace, at its option, any part which fails or is found to be defective during the warranty period.

*FULL NINETY (90) DAY COSMETIC WARRANTY: Decorative items are warranted to be free from defective materials or workmanship (such as scratches on stainless steel, etc.) for a period of ninety (90) days from the date of original retail purchase. ANY DEFECTS MUST BE REPORTED TO THE SELLING DEALER WITHIN NINETY (90) DAYS FROM DATE OF ORIGINAL RETAIL PURCHASE. Viking Range, LLC uses the most up-to-date processes and best materials available to produce all finishes. However, slight color variation may be noticed because of the inherent differences in lighting, product locations, and other factors. Therefore, this warranty does not apply to variations attributable to such factors.

*FULL NINETY (90) DAY WARRANTY IN "RESIDENTIAL PLUS" APPLICATIONS: This full warranty applies to applications where use of the product extends beyond normal residential use, but the warranty period for products used in such applications is ninety (90) days. Examples of applications covered by this warranty are bed and breakfasts, fire stations, private clubs, churches, yachts, etc. Under this "Residential Plus" warranty, the product, its components and accessories are warranted to be free from defective material or workmanship for a period of ninety (90) days from the date of original retail purchase. This warranty excludes use of the product in all commercial locations such as restaurants, food service locations and institutional food service locations.

LIFETIME LIMITED WARRANTY

During the life of the product, any stainless steel parts found to be defective in material or workmanship will be repaired or replaced, free of charge for the part itself, with the owner paying all other costs, including labor. This warranty excludes surface corrosion or rust, scratches, discoloration, water or atmospheric conditions, or cleaning practices which are part of normal residential use.

This warranty extends to the original purchaser of the product warranted hereunder and to each transferee owner of the product during the term of the warranty.

TERMS AND CONDITIONS

This warranty extends to the original purchaser of the product warranted hereunder and to each transferee owner of the product during the term of the warranty and applies to products purchased and located in the United States and Canada. Products must be purchased in the country where service is requested. If the product or one of its component parts contains a defect or malfunction during the full warranty period after a reasonable number of attempts by the warrantor to remedy the defect or malfunction, the owner is entitled to either a refund or replacement of the product or its component part or parts. Replacement of a component part includes its free installation, except as specified under the limited warranty. Under the terms of this warranty, service must be performed by a factory authorized Viking Range, LLC service agent or representative. Service will be provided during normal business hours, and labor performed at overtime or premium rates shall not be covered by this warranty.

Owner shall be responsible for proper installation, providing reasonable and necessary maintenance, providing proof of purchase upon request, and making the appliance reasonably accessible for service. The return of the Owner Registration Card is not a condition of warranty coverage. You should, however, return the Owner Registration Card so that Viking Range, LLC can contact you should any question of safety arise which could affect you. This warranty gives you specific legal rights, and you may also have other rights which may vary from jurisdiction to jurisdiction.

WHAT IS NOT COVERED BY THIS WARRANTY: This warranty shall not apply to damage resulting from abuse, failure to provide reasonable and necessary maintenance, accident, delivery, negligence, natural disaster, loss of electrical power to the product for any reason, alteration, outdoor use, improper installation, improper operation, or repair or service of the product by anyone other than an authorized Viking Range, LLC service agency or representative. This warranty does not apply to commercial usage.

LIMITATION OF REMEDIES AND DURATION OF IMPLIED WARRANTY OWNER'S SOLE AND EXCLUSIVE REMEDY FOR A CLAIM OF ANY KIND WITH RESPECT TO THIS PRODUCT SHALL BE THE REMEDIES SET FORTH ABOVE. VIKING RANGE, LLC IS NOT RESPONSIBLE FOR CONSEQUENTIAL OR INCIDENTAL DAMAGE, INCLUDING BUT NOT LIMITED TO FOOD OR MEDICINE LOSS, DUE TO PRODUCT FAILURE, WHETHER ARISING OUT OF BREACH OF WARRANTY, BREACH OF CONTRACT OR OTHERWISE. Some jurisdictions do not allow the exclusion or limitation of incidental or consequential damages, so the above limitation or exclusions may not apply to you. **ANY IMPLIED WARRANTIES OF MERCHANTABILITY OR FITNESS FOR A PARTICULAR PURPOSE APPLICABLE TO THIS PRODUCT ARE LIMITED IN DURATION TO THE PERIOD OF COVERAGE OF THE APPLICABLE EXPRESS WRITTEN LIMITED WARRANTIES SET FORTH ABOVE.** Some states do not allow limitations on how long an implied warranty lasts, so the above limitation may not apply to you.

WARRANTY SERVICE: To obtain warranty service, contact an authorized Viking Range, LLC service agent, or Viking Range, LLC, 111 Front Street, Greenwood, Mississippi 38930, (888) 845-4641. Provide model and serial number and date of original purchase or closing date for a new construction. For the name of your nearest authorized Viking Range, LLC service agency, call Viking Range, LLC. **IMPORTANT:** Retain proof of original purchase to establish warranty period.

Specifications subject to change without notice.