




60" Gas Ranges

Wolf has perfected the form, function and sheer durability of our gas ranges. Wolf gas ranges offer standard features such as an infrared oven broiler, convection baking, dual brass surface burners and our signature large red control knobs. Optional infrared charbroiler, infrared griddle and French top give you the freedom to customize your gas range. Wolf gas ranges are available in natural or LP gas.



Model R606F shown with 5" riser.
Also shown is model WWD30 warming drawer.



Model R606DG



Model R606F



Model R606CG

FEATURES

- Stainless steel exterior finish.
- Optional infrared charbroiler, infrared griddle and French top configurations.
- Distinctive red control knobs with chrome bezels—black knobs optional.
- Dual brass burners with automatic reignition at all settings.
- Porcelain-coated cast iron grates.
- Large-capacity convection oven with infrared broiler and three adjustable oven racks.
- 18" oven with two adjustable racks.
- Spring/damper door hinge system.
- Stainless steel drip tray.
- Adjustable stainless steel legs in front and rear casters.
- Full side panels and skirt.

SURFACE FEATURES

Model	R606DG	R606F	R606CG
Surface Burners 16,000 Btu high / 500 Btu simmer	6	6	6
Infrared Charbroiler – 16,000 Btu			•
Infrared Griddle – 18,000 Btu			•
Double Griddle – 18,000 Btu (2)	•		
French Top – 15,000 Btu		•	

Model numbers are for natural gas ranges, add (-LP) to the model number for LP gas.

ACCESSORIES

- Stainless steel risers in 5" and 10", or 20" riser with shelf.
- Stainless steel island trim.
- Black control knobs.
- Porcelain-coated, cast iron wok grate.
- Porcelain-coated, cast iron two-burner S-grates.
- Oven rack.
- Full-extension ball bearing rack.
- Hardwood cutting board (griddle models only).
- Griddle cleaning kit.



This appliance is certified by Star-K to meet strict religious regulations in conjunction with specific instructions found on www.star-k.org.



Infrared griddle.



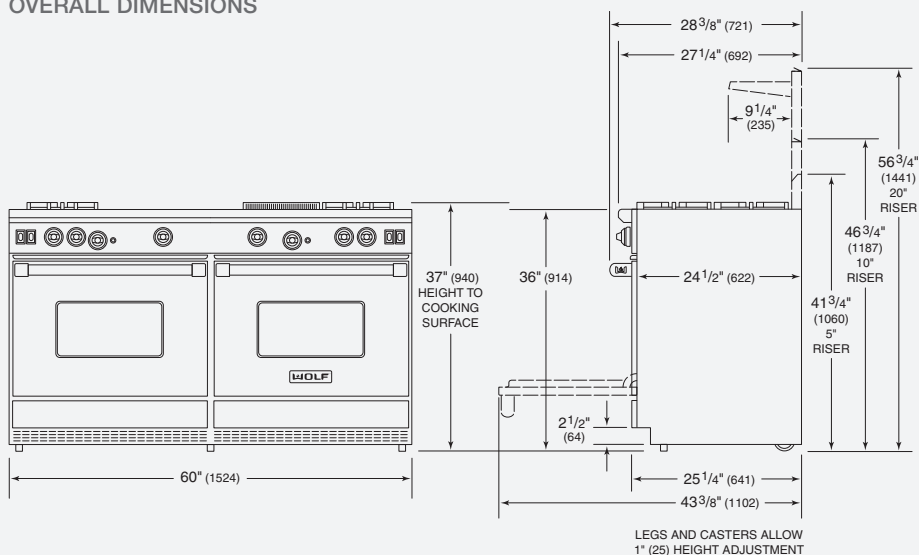
French top.

Accessories are available through your authorized Wolf dealer. For local dealer information, visit the find a showroom section of our website, wolfappliance.com.



60" Gas Ranges

OVERALL DIMENSIONS

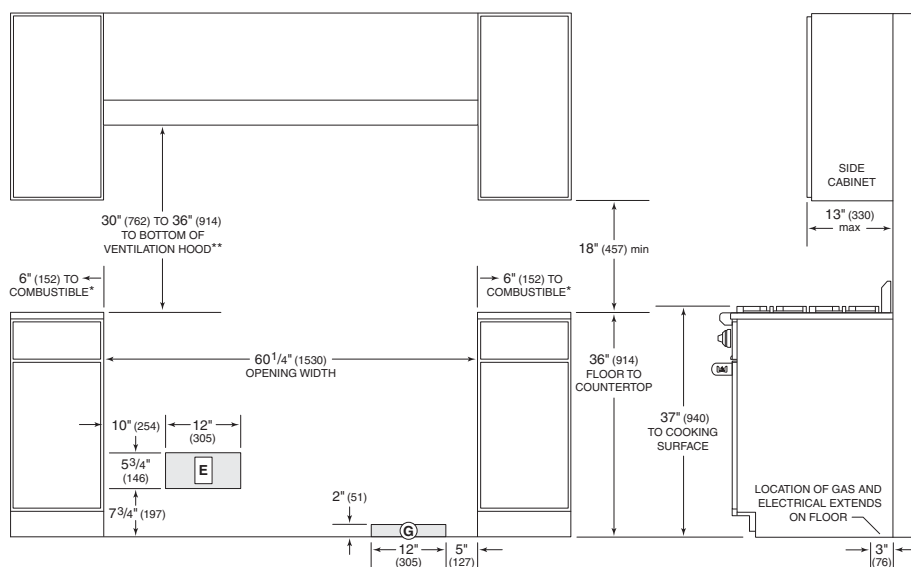


Unit dimensions may vary by $\pm 1/8$ ".

SPECIFICATIONS

Exterior Finish	Stainless Steel
Overall Width	60"
Overall Height (to cooking surface)	37"
Overall Depth	28 ³ / ₈ "
Oven Interior Capacity (per oven)	4.4 cu ft
Oven Interior Dimensions (per oven)	24" W x 18 ⁵ / ₈ " H x 17" D
Opening Width	60 ¹ / ₄ "
Opening Height (to countertop)	36"
Opening Depth	24"
Electrical Requirements	110/120 V AC 50/60 Hz, 15 amp circuit
Shipping Weight	875–950 lbs

INSTALLATION SPECIFICATIONS



*Minimum clearance from rough opening to combustible materials up to 18" (457) above countertop.

**44" (1118) minimum clearance from countertop to combustible materials without ventilation hood.

NOTE: For island installations, 12" (305) minimum clearance from back of range to combustible rear wall above countertop.

INSTALLATION NOTES

- A riser is required for installations against a combustible surface.
- A Wolf pro wall, chimney, island ventilation hood or hood liner is recommended.

Dimensions in parentheses are in millimeters unless otherwise specified.