

IC-30RID



FEATURES

- All-refrigerator storage solves capacity problems
- Ready to be fitted with custom panels and handles to blend with cabinetry
- Air purification system fights spoilage, odors
- Internal water dispenser works with seamless design
- Water-filtration system reduces contaminants, chlorine taste and odor
- Nano-coated spill-proof shelves for easy clean-up
- Smart-touch controls for streamlined access to more settings
- Rigorously tested in our U.S. manufacturing facilities to ensure decades of use
- Exceptional 24/7 support from Madison, WI-based Customer Care team
- Soft-close doors and drawers
- Soft-on LED lights for varying degrees of brightness
- Uniform 84" height

ACCESSORIES

- Air Purification Cartridge
- Egg Container
- Press-to-Open - Left Hinge
- Press-to-Open Internal Dispenser- Right Hinge
- Water Filter 4204490
- Stainless Steel Tubular Handles
- Stainless Steel Pro Handles
- Stainless steel side enclosure
- Stainless steel top enclosure
- Reduced toe kick divider for toe kicks from 2" to 3.875"
- Dual Installation Kits
- Stainless Steel Door Panels With Pro Handle - 4" Toe Kick
- Stainless Steel Door Panels With Pro Handle - 6" Toe Kick
- Stainless Steel Door Panels With Tubular Handle - 4" Toe Kick
- Stainless Steel Door Panels With Tubular Handle - 6" Toe Kick
- Stainless Steel Dual Installation Kickplates

Accessories are available through an authorized dealer.
For local dealer information, visit subzero-wolf.com/locator.



HANDLE ACCESSORIES

PRO



TUBULAR



PRODUCT DETAILS

REFRIGERATOR

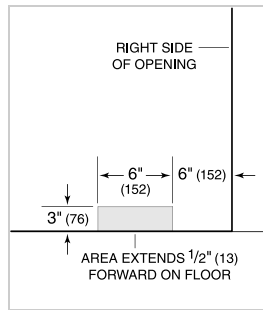
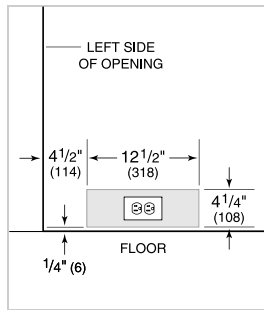
- Three adjustable glass shelves
- Two crisper drawers with dividers
- Deli drawer with dividers
- Three adjustable door shelves
- Two stationary door shelves
- Adjustable dairy compartment
- Air purification system

PRODUCT SPECIFICATIONS

Model	IC-30RID
Dimensions	30"W x 84"H x 24"D
Door Clearance	28 1/2"
Weight	400 lbs
Refrigerator Capacity	17.3 cu. ft.
Electrical Supply	115 VAC, 60 Hz
Electrical Service	15 amp dedicated circuit
Receptacle	3-prong grounding-type

ELECTRICAL

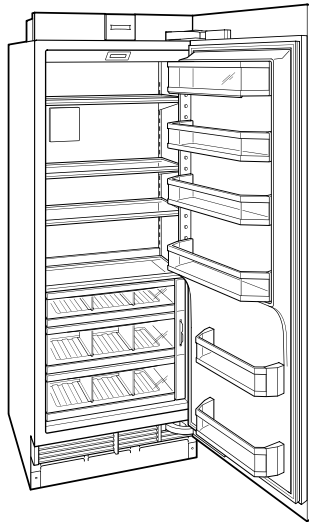
PLUMBING



PANEL SPECIFICATIONS For complete panels specifications including width/height, weight requirements and thickness requirements visit subzero-wolf.com/reveal.

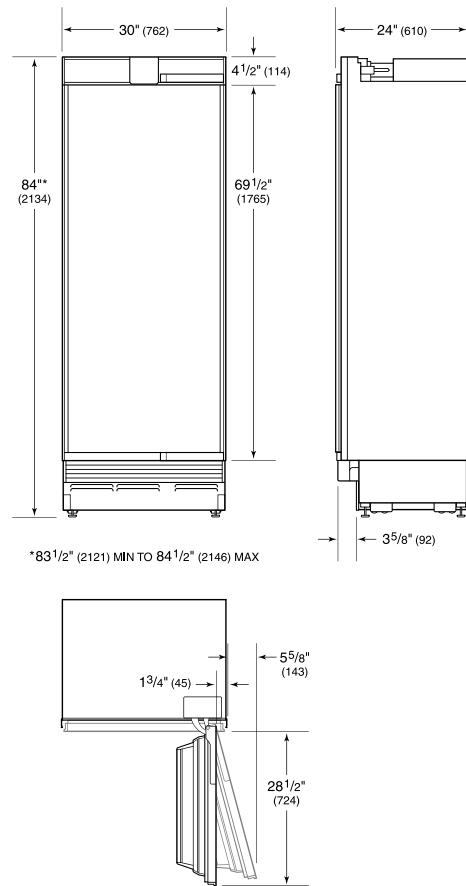
NOTE: Dimensions in parenthesis are in millimeters unless otherwise specified

INTERIOR VIEW

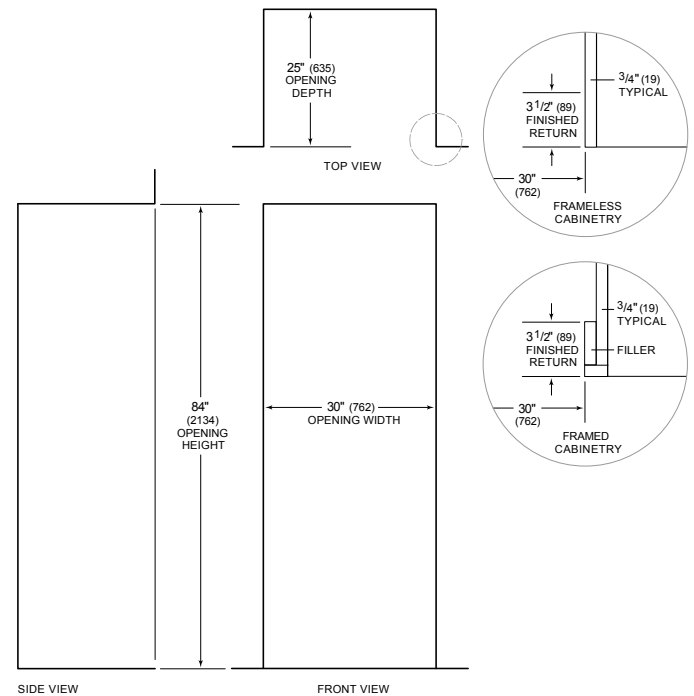


This illustration is intended for interior reference only and may not represent the exterior of the model being specified.

DIMENSIONS



STANDARD INSTALLATION



NOTE: 3 1/2" (89) finished returns will be visible and should be finished to match cabinetry