

32" *professional series*



PRO32RBI

MODELS AVAILABLE

Natural Gas (NG)	PRO32RBIN – Pro Series 32" built in grill w/ Rotisserie - NG
	PRO32BIN – Pro Series 32" built in grill - NG
Liquid Propane (LP)	PRO32RBIL – Pro Series 32" built in grill w/ Rotisserie - LP
	PRO32BIL – Pro Series 32" built in grill - LP

32" GRILL FEATURES

- American made
- 100% stainless steel construction
- Two 20,000 BTU stainless steel burners
- 15,000 BTU rotisserie burner (RBI Model)
- Stainless steel grates
- Stainless steel radiant trays for even heat distribution
- Full width and extra deep drip pan tray
- Chrome plated metal knobs

32" GRILL FEATURES (continued)

- Precision brass valves
- Steel bezels
- Chrome plated metal handle end caps
- 25 lb capacity rotisserie motor
- Stainless steel rotisserie forks
- Integrated rotisserie rod
- Temperature gauge
- Double lined hood
- Warming rack
- Electronic ignition (batteries required)
- Recessed sides for seamless installations
- Flash tubes for match lighting
- Available in NG or LP



Chrome plated metal knobs and steel bezels



Stainless steel rod grates



Stainless steel radiant trays and 20,000 BTU burners

SHIPPING WEIGHT

150 LBS

ELECTRICAL NEEDS

120 V 60 HZ

GAS NEEDS

Natural Gas (NG) 4" W.C. operational pressure 1/2" NPT w/ 3/8" flare adaptor

Liquid Propane (LP) 11" W.C. operational pressure LP hose w/ quick disconnect

1/2" NPT w/ 3/8" flare adaptor

AVAILABLE ACCESSORIES

CCE36AD - 36"W double access doors

CCE32AD - 32"W double access doors

CCE26AD - 26"W double access doors

CCE24ADVS - 24"H single access door w/ louvers

CCE20ADVS - 20"H single access door

CCE24ADHS - 24"W single access door

CCE20ADHS - 20"W single access door

CCEIDRWS - single drawer

CCE2DRWS - double drawer

AVAILABLE ACCESSORIES (continued)

CCE3DRWS - triple drawer

CCEPD24SS - slide out propane tank/trash drawer

CCE30CDSS - slide out cooler drawer w/ 48 QT cooler

COMPLIMENTARY PRODUCTS



PROSB15 - 15,000 BTU single side burner



PROSB30 - 30,000 BTU double side burner

Insulated jackets for combustible islands

26CLRBI - 26" cocktail station w/ condiment trays

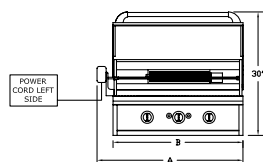
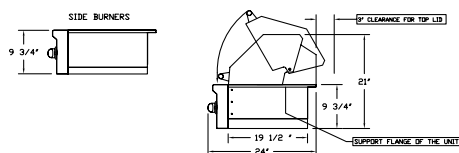
PRO26CLR-FRT - 26" pro cooler front

CCE32VCBI - 32" grill vinyl cover

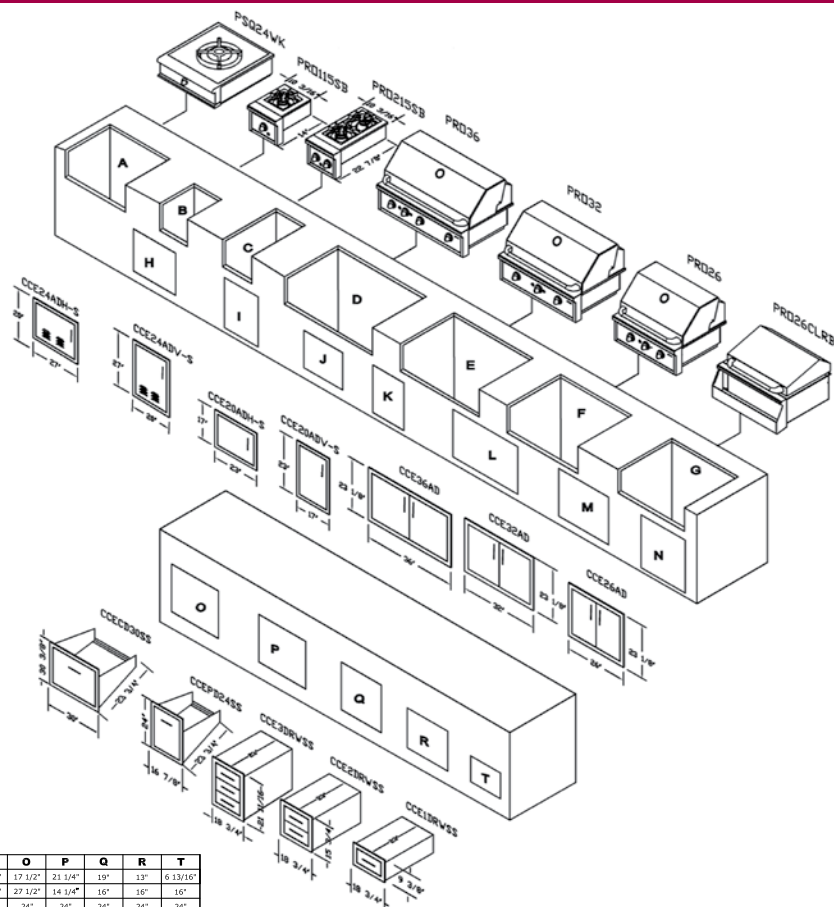
PRO26CHBI - 26" stainless charcoal BBQ w/ lift

PRO32CHBI - 32" stainless charcoal BBQ w/ lift

CABINET PREPARATION



UNIT	A	B
PRO26	31 1/2"	26 7/8"
PRO32	37 1/2"	32 7/8"
PRO36	43 7/8"	36 7/8"



PROFESSIONAL GRILLS																			
CUT-OUT	A	B	C	D	E	F	G	H	I	J	K	L	M	N	O	P	Q	R	T
HEIGHT	10"	9 1/4"	9 1/4"	9 1/4"	9 1/4"	9 1/4"	10"	17 3/8"	24 3/8"	14 3/8"	20 3/8"	20 3/8"	20 3/8"	20 3/8"	17 1/2"	21 1/4"	19"	13"	6 13/16"
WIDTH	26 3/4"	8 3/4"	8 3/4"	35 1/2"	31 1/2"	25 1/2"	26 3/4"	24 5/16"	17 3/8"	20 5/16"	14 3/8"	33 1/4"	29 1/4"	23 1/4"	27 1/2"	14 1/4"	16"	16"	16"
DEPTH	19 1/2"	10"	18 7/8"	19 1/4"	19 1/4"	19 1/4"	19 1/2"								24"	24"	24"	24"	24"



Capital Cooking Equipment Inc.
13211 Florence Ave.
Santa Fe Springs, CA 90670

Phone: 562-903-1168
Toll Free: 866-402-4600
email: customerservice@capital-cooking.com

Made in the U.S.A.
Visit our web site: www.capital-cooking.com
© 2006 Capital Cooking Equipment, Inc.