

3036RRGL • 36" Glass Door Refrigerator • Modular 3000 Series

FEATURES & BENEFITS



STAINLESS FRAME



STAINLESS FRAME (LOCK)



INTEGRATED FRAME (STAINLESS HANDLELESS PANEL)*



INTEGRATED FRAME

PERFORMANCE

- Volume of 6.9 cu ft holds up to 158 bottles (12 oz) or 246 cans (12 oz)
- Temperature range: 34°F -70°F
- Convection cooling system rapidly and efficiently takes items to the set temperature
- U-Select® Control offers five distinct modes: Beverage: 34°F - 65°F, Deli: 34°F - 40°F, Market: 34°F - 40°F, Pantry: 34°F - 70°F, Root Cellar: 45°F - 55°F
- U-Select® Control with digital OLED display
- Independently controlled dual-zones

INTERIOR/EXTERIOR

- Black interior is illuminated with LED theater lighting that automatically turns off when the door is closed, or can be set to stay on for 3, 6, or 24 hours
- Three adjustable tempered glass shelves with 11 height positions in each compartment
- Full-extension, slide-out crisper drawers are removable for easy cleaning
- LowE coated, argon gas filled triple thermopane glass door provides protection from harmful UV light
- 7/8" diameter stainless steel handles (not included on integrated models)
- Door lock model available

INTEGRATION

- Robust, concealed and covered hinges with built-in door stop and closer
- Adjustable grille can be shifted front-to-back and up-and-down
- Integrated model requires 3/4" custom panel of your choice, or can accept U-Line Euro Style Handleless Stainless Panel Accessory (must be ordered separately)
- Grille can accept an integrated toe-kick
- Four independently adjustable levelling legs provide a precise undercounter fit

MODEL DETAILS

Model	Voltage/Hz	Door Swing	Finish	Shipping Weight
U-3036RRGLS-00B	115 / 60	Double Doors	Stainless Frame	229 lb
U-3036RRGLS-13B	115 / 60	Double Doors	Stainless Frame (Lock)	229 lb
U-3036RRGLINT-00B	115 / 60	Double Doors	Integrated Frame	217 lb

ACCESSORIES

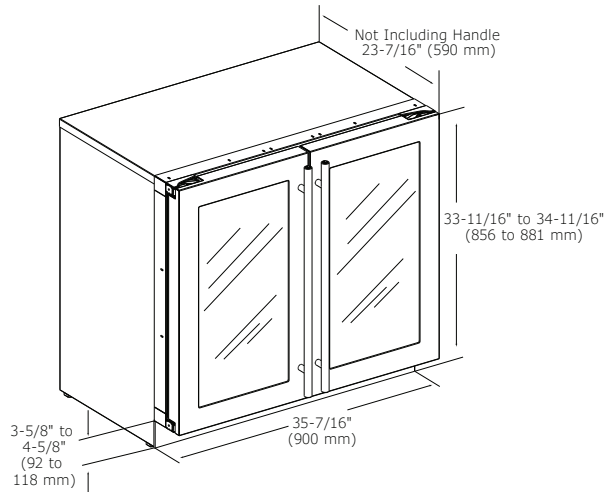
Model	Description	Finish	Shipping Weight
U-ESPF45S*	Euro Style Handleless Panel, 18" Frame (single panel)	Stainless	6 lb

*Installs on integrated models, 2 panels required.

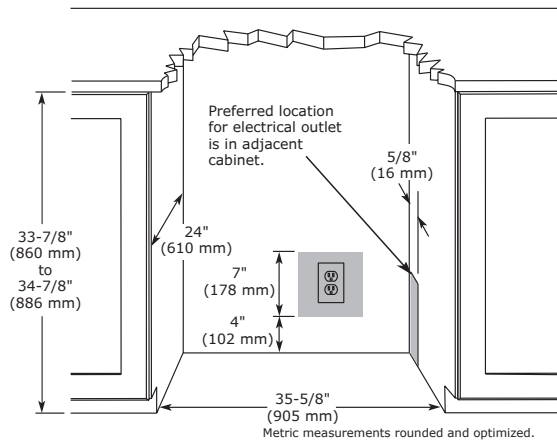
Modular 3000 Series • 36" Glass Door Refrigerator • **3036RRGL**

DIMENSIONS

Dimensions shown apply to all finishes, including Integrated (INT) models with 3/4" integrated panel/frame installed.



CABINET CUT-OUT



INSTALLATION NOTES

When installing adjacent to wall, ensure 2 1/2" clearance on hinged side for 90° door opening, allowing ample room for door handle.

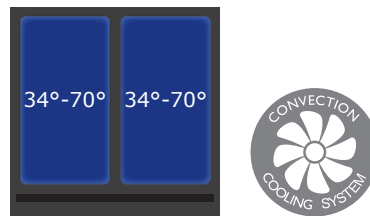
No additional clearance around sides, top or rear of unit is needed for ventilation.

Do not obstruct front grille air flow.

SPECIFICATIONS

Model	3036RRGL
Amps: Running	1.2
Capacity: Bottle (12 oz)	158
Capacity: Can (12 oz)	246
Capacity: Volume (cu ft)	6.9
Control Type	U-Select®
Dimensions: Product Depth	23 7/16" / 590 mm
Dimensions: Product Height	33 11/16" / 856 mm
Dimensions: Product Width	35 7/16" / 900 mm
Energy Consumption: Avg. Per Year	320 kWh
ENERGY STAR	No
Panel Height	30" / 762 mm
Panel Thickness	3/4" / 20 mm
Panel Type	2 3/4" / 70 mm Frame Panel
Panel Width	17 5/8" / 445 mm
Product Weight: Max	203 lb
Refrigerant Type	R600a
Sabbath (Star K Certified)	Yes
Temperature Range	34°F - 70°F

COOLING SYSTEM



ELECTRICAL REQUIREMENTS

This unit requires a grounded, polarized 115 VAC, 60 Hz, 15 A power supply (normal household current).



Warranty

Please visit u-line.com to view this model's User Guide & Service Manual. All Specifications are subject to change without notice.