

GAS COOKTOPS


RVGC3301-5B – 30" WIDE

RVGC3361-5B – 36" WIDE




Features and Functions

- Wide variety of BTU ratings to accommodate all types of surface cooking needs
- 30" wide model – 5 burners
 - Left front – 9,100 BTU
 - Left rear – 9,100 BTU
 - Center – 17,000 BTU
 - Right front – 12,000 BTU
 - Right rear – 5,000 BTU
- 36" wide model - 5 burners
 - Left front – 9,100 BTU
 - Left rear – 9,100 BTU
 - Center – 17,000 BTU
 - Right front – 12,000 BTU
 - Right rear – 5,000 BTU
- Sealed burners with aluminum flame ports and porcelainized, cast-iron burner caps
- **Exclusive** – SureSpark™ Ignition System
- Automatic electronic spark ignition/re-ignition surface burners light at any position on the knob and re-light if extinguished, even on lowest setting



30" Wide Gas Cooktop



36" Wide Gas Cooktop

Easy Operation and Cleanup

- Permanently sealed burners – spills cannot enter burner box
- One-piece, extremely durable steel top with separate spill collection areas
- Durable metal die-cast knobs with child-proof, push-to-turn safety feature
- Customer-removable knobs, grates, and burners/caps for easy cleaning
- Continuous grate design for easy movement of pots and pans
- Overall/burner box dimensions designed to fit majority of similarly sized cooktop cutouts

Installation Accessories

- LP conversion kit (RDLPKC)

Finish

- Available in Stainless Steel (SS)



– Finish designates top; all units have black porcelain grates and burner caps

Warranty Highlights

- One-year full – complete product
- Ninety-day full – cosmetic parts such as glass, painted items, and decorative items
- Five-year limited – surface burners

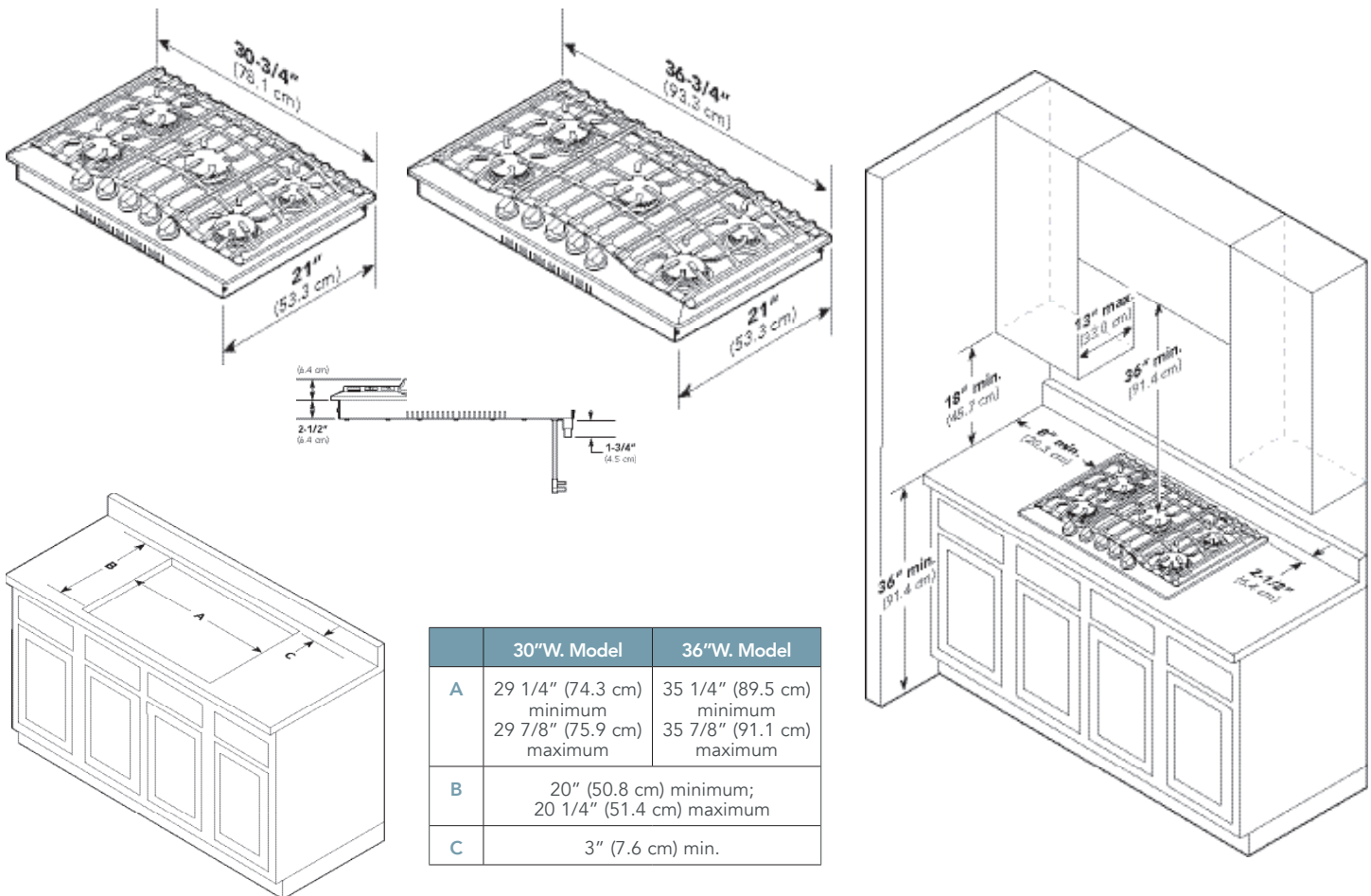
GAS COOKTOPS

RVGC3301-5B – 30" WIDE

RVGC3361-5B – 36" WIDE



DESCRIPTION	GAS 30" AND 36" WIDE COOKTOPS	
	RVGC3301-5B	RVGC3361-5B
Overall Width	30 3/4" (78.1 cm)	36 3/4" (93.3 cm)
Overall Height	4 3/8" (13.7 cm)	
Overall Depth	21" (53.3 cm)	
Cutout Width	29 1/4" (74.3 cm) minimum 29 7/8" (75.9 cm) maximum	35 1/4" (89.5 cm) minimum 35 7/8" (91.1 cm) maximum
Cutout Height	3 1/8" (7.9 cm)	
Cutout Depth	20" (50.8 cm) minimum; 20 1/4" (51.4 cm) maximum	
Gas Requirements	Ships Natural or LP/Propane; Field convert with conversion kit (purchased separately); accepts standard residential 1/2" (1.3 cm) ID gas service line.	
Electrical Requirements	120VAC/60Hz; 4 ft. (121.9 cm), 3-wire cord with grounded 3-prong plug attached to product	
Maximum Amp Usage	2.0 amps	
Surface Burner Rating	Left Front – 9,100 BTU Left Rear – 9,100 BTU Center – 17,000 BTU Right Front – 12,000 BTU Right Rear – 5,000 BTU	Left Front – 9,100 BTU Left Rear – 9,100 BTU Center – 17,000 BTU Right Front – 12,000 BTU Right Rear – 5,000 BTU
Approximate Shipping Weight	49 lb. (22.0 kg)	74 lb. (33.3 kg)



VIKING RANGE, LLC 111 FRONT STREET GREENWOOD, MISSISSIPPI 38930 USA

For detailed product information, model numbers, or to request a quote call 1-888-845-4641 or visit vikingrange.com
© 2013 Viking Range, LLC I Specifications subject to change without notice.