

IC - 36R



FEATURES

- _____ All-refrigerator storage solves capacity problems
- _____ Ready to be fitted with custom panels and handles to blend with cabinetry
- _____ Nano-coated spill-proof shelves for easy clean-up
- _____ Smart-touch controls for streamlined access to more settings
- _____ Soft-on LED lights for varying degrees of brightness
- _____ Uniform 84" height
- _____ Rigorously tested in our U.S. manufacturing facilities to ensure decades of use
- _____ Exceptional 24/7 support from Madison, WI-based Customer Care team
- _____ Soft-close doors and drawers

ACCESSORIES

- _____ Air Purification Cartridge
- _____ Egg Container
- _____ Press-to-Open - Left Hinge
- _____ Press-to-Open - Right Hinge
- _____ Stainless Steel Tubular Handles
- _____ Stainless Steel Pro Handles
- _____ Stainless steel side enclosure
- _____ Stainless steel top enclosure
- _____ Reduced toe kick divider for toe kicks from 2" to 3.875"
- _____ Dual Installation Kits
- _____ Stainless Steel Door Panels With Pro Handle - 4" Toe Kick
- _____ Stainless Steel Door Panels With Pro Handle - 6" Toe Kick
- _____ Stainless Steel Door Panels With Tubular Handle - 4" Toe Kick
- _____ Stainless Steel Door Panels With Tubular Handle - 6" Toe Kick
- _____ Stainless Steel Dual Installation Kickplates

Accessories are available through an authorized dealer.
For local dealer information, visit subzero-wolf.com/locator.



HANDLE ACCESSORIES

PRO



TUBULAR



PRODUCT DETAILS

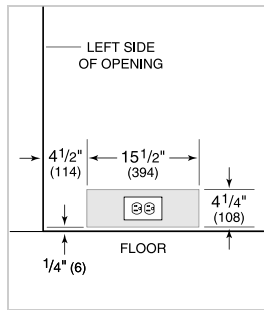
REFRIGERATOR

- Three adjustable glass shelves
- Two crisper drawers with dividers
- Deli drawer with dividers
- Three adjustable door shelves
- Two stationary door shelves
- Adjustable dairy compartment
- Air purification system

PRODUCT SPECIFICATIONS

Model	IC-36R
Dimensions	36"W x 84"H x 24"D
Door Clearance	34 1/2"
Weight	460 lbs
Refrigerator Capacity	21.4 cu. ft.
Electrical Supply	115 VAC, 60 Hz
Electrical Service	15 amp dedicated circuit
Receptacle	3-prong grounding-type

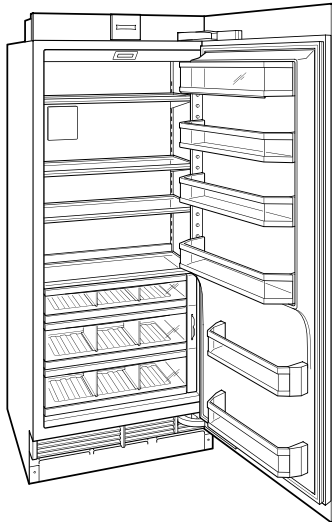
ELECTRICAL



PANEL SPECIFICATIONS For complete panels specifications including width/height, weight requirements and thickness requirements visit subzero-wolf.com/reveal.

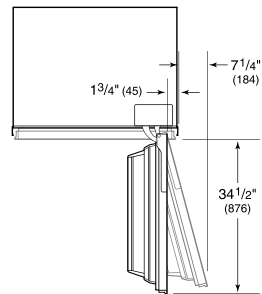
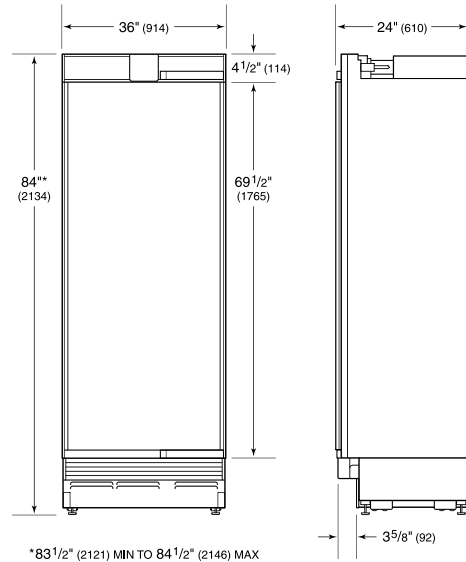
NOTE: Dimensions in parenthesis are in millimeters unless otherwise specified

INTERIOR VIEW

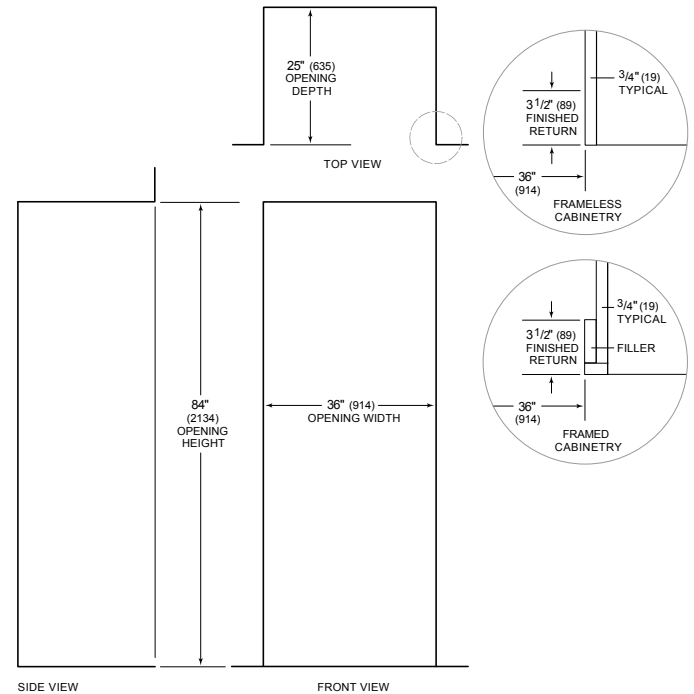


This illustration is intended for interior reference only and may not represent the exterior of the model being specified.

DIMENSIONS



STANDARD INSTALLATION



NOTE: 3 1/2" (89) finished returns will be visible and should be finished to match cabinetry