

BI-36RG/O



FEATURES

LED Lighting for brighter interior

Overlay design accepts cabinetry panels of all kinds

Air purification system fights spoilage, odors

Crispers and deli drawers in low-temp, high-humidity zones for optimum freshness

Microprocessor control assures peak performance

Freshness cards for maximum food preservation

Clear-view, triple-pane and UV-resistant glass door

Rigorously tested in our U.S. manufacturing facilities to ensure decades of use

Exceptional 24/7 support from Madison, WI-based Customer Care team

Magnetic door seal system locks in cold air

Adjustable shelves for maximum convenience

ACCESSORIES

66" Dual Flush Inset Stainless Grille Panel

Air Purification Cartridge

Dual Installation Kit

Egg Container

Extended Framed Handle Kit

Framed Handle

Framed Louvered Grille Insert

Pro Louvered Flush Inset Grille - 84"

Stainless Steel Dual Flush Inset Door Panel with Pro Handle - LH

Stainless Steel Dual Flush Inset Door Panel with Pro Handle - RH

Stainless Steel Dual Flush Inset Door Panel with Tubular Handle - LH

Stainless Steel Dual Flush Inset Door Panel with Tubular Handle - RH

Stainless Steel Dual Flush Inset Grille Panel

Stainless Steel Flush Inset Door Panel with Pro Handle - Left Hinge

Stainless Steel Flush Inset Door Panel with Pro Handle - Right Hinge

Stainless Steel Flush Inset Door Panel with Tubular Handle - Left Hinge

Stainless Steel Flush Inset Door Panel with Tubular Handle - Right Hinge

Stainless Steel Flush Inset Grille Panel

Stainless Steel Kickplate - Left Hinge

Stainless Steel Kickplate - Right Hinge

Stainless Steel Side Panel

White Side Panel

Side panel mounting kit

Dual Installation Kit with Dual Wide Grille



HANDLE ACCESSORIES

PRO



TUBULAR



PRODUCT DETAILS

REFRIGERATOR

- 4 Adjustable glass shelves
- 1 Stationary glass shelf
- 1 High-humidity drawer with dividers
- 2 Storage drawers with dividers

Stainless Steel Pro Handles

Stainless Steel Tubular Handles

Built-In Louvered Grilles

Built-In Overlay or Flush Inset Grille Frames

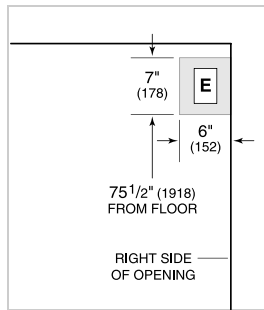
Accessories are available through an authorized dealer.
For local dealer information, visit subzero-wolf.com/locator.

Specifications are subject to change without notice. This information was generated on August 1, 2018. Verify specifications prior to finalizing your cabinetry/enclosures.

PRODUCT SPECIFICATIONS

Model	BI-36RG/O
Dimensions	36"W x 84"H x 24"D
Door Clearance	37 1/4"
Weight	430 lbs
Refrigerator Capacity	23.3 cu. ft.
Electrical Supply	115 VAC, 60 Hz
Electrical Service	15 amp dedicated circuit
Receptacle	3-prong grounding-type

ELECTRICAL



PANEL SPECIFICATIONS For complete panels specifications including width/height, weight requirements, thickness requirements and offset details visit subzero-wolf.com/builtinconfigurator.

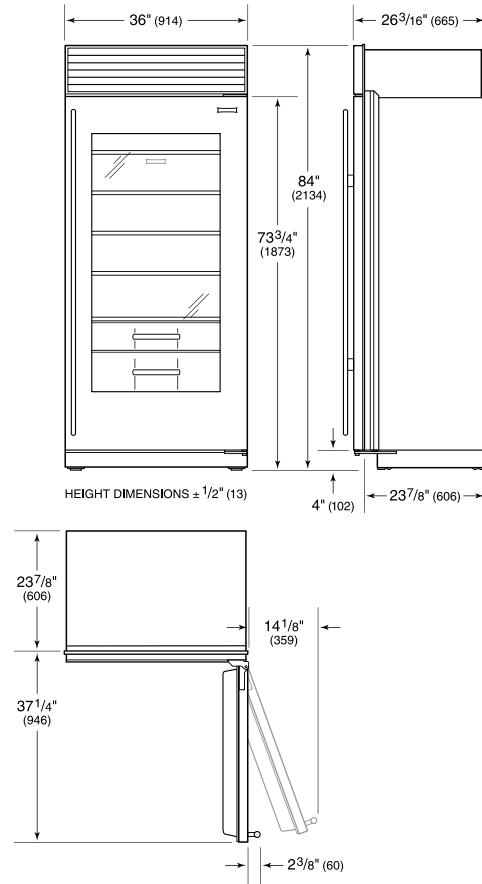
NOTE: Dimensions in parenthesis are in millimeters unless otherwise specified

INTERIOR VIEW

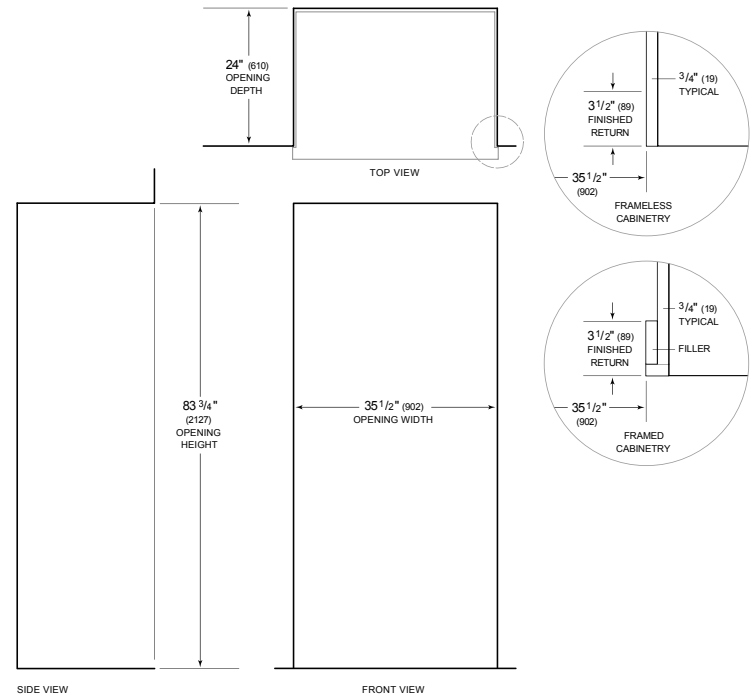


This illustration is intended for interior reference only and may not represent the exterior of the model being specified.

DIMENSIONS



STANDARD INSTALLATION



NOTE: 3 1/2" (89) finished returns will be visible and should be finished to match cabinetry. Shaded line represents profile of unit.