

IC-36RID



FEATURES

- All-refrigerator storage solves capacity problems
- Ready to be fitted with custom panels and handles to blend with cabinetry
- Air purification system fights spoilage, odors
- Internal water dispenser works with seamless design
- Nano-coated spill-proof shelves for easy clean-up
- Smart-touch controls for streamlined access to more settings
- Water-filtration system reduces contaminants, chlorine taste and odor
- Rigorously tested in our U.S. manufacturing facilities to ensure decades of use
- Exceptional 24/7 support from Madison, WI-based Customer Care team
- Soft-close doors and drawers

ACCESSORIES

- Air Purification Cartridge
- Egg Container
- Press-to-Open - Left Hinge
- Press-to-Open Internal Dispenser- Right Hinge
- Water Filter 4204490
- Stainless Steel Tubular Handles
- Stainless Steel Pro Handles
- Stainless steel side enclosure
- Stainless steel top enclosure
- Reduced toe kick divider for toe kicks from 2" to 3.875"
- Dual Installation Kits
- Stainless Steel Door Panels With Pro Handle - 4" Toe Kick
- Stainless Steel Door Panels With Pro Handle - 6" Toe Kick
- Stainless Steel Door Panels With Tubular Handle - 4" Toe Kick
- Stainless Steel Door Panels With Tubular Handle - 6" Toe Kick
- Stainless Steel Dual Installation Kickplates

Accessories are available through an authorized dealer.
For local dealer information, visit subzero-wolf.com/locator.



HANDLE ACCESSORIES

PRO



TUBULAR



PRODUCT DETAILS

REFRIGERATOR

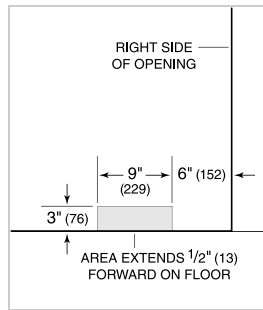
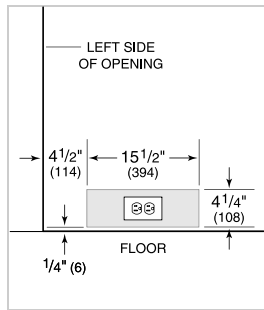
- Three adjustable glass shelves
- Two crisper drawers with dividers
- Deli drawer with dividers
- Three adjustable door shelves
- Two stationary door shelves
- Adjustable dairy compartment
- Air purification system

PRODUCT SPECIFICATIONS

Model	IC-36RID
Dimensions	36"W x 84"H x 24"D
Door Clearance	34 1/2"
Weight	460 lbs
Refrigerator Capacity	21.4 cu. ft.
Electrical Supply	115 VAC, 60 Hz
Electrical Service	15 amp dedicated circuit
Receptacle	3-prong grounding-type

ELECTRICAL

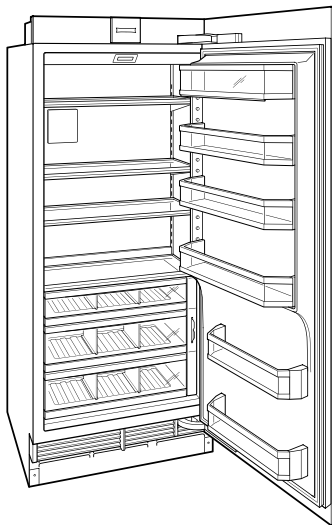
PLUMBING



PANEL SPECIFICATIONS For complete panels specifications including width/height, weight requirements and thickness requirements visit subzero-wolf.com/reveal.

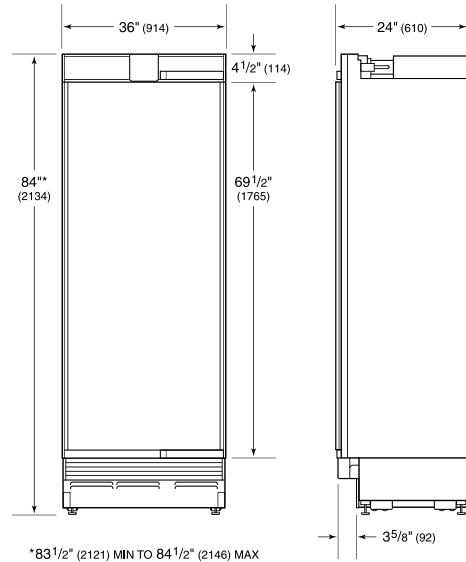
NOTE: Dimensions in parenthesis are in millimeters unless otherwise specified

INTERIOR VIEW

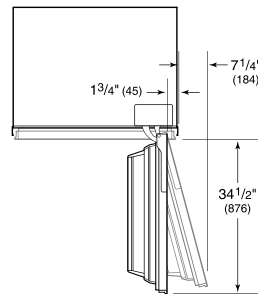


This illustration is intended for interior reference only and may not represent the exterior of the model being specified.

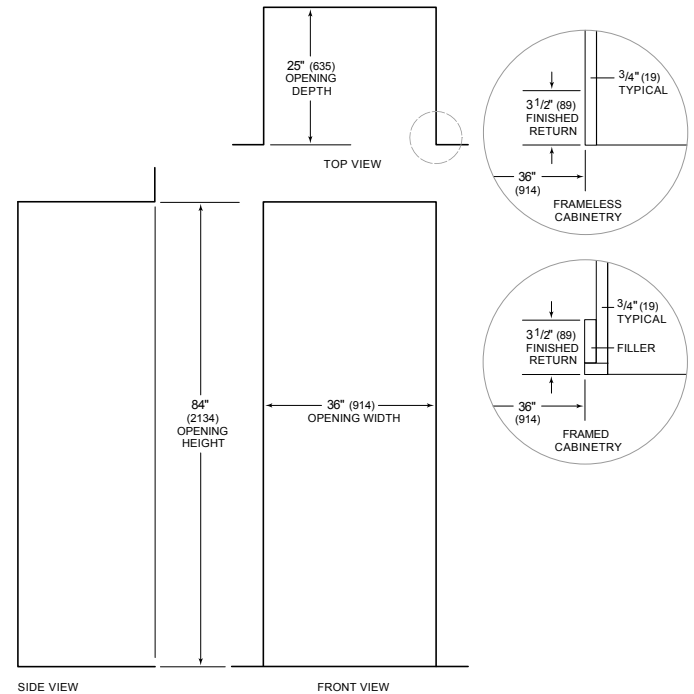
DIMENSIONS



*83 1/2" (2121) MIN TO 84 1/2" (2146) MAX



STANDARD INSTALLATION



NOTE: 3 1/2" (89) finished returns will be visible and should be finished to match cabinetry