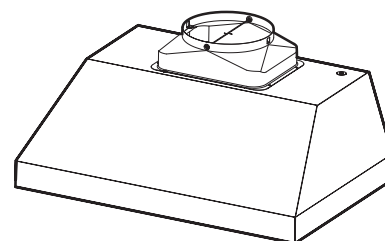


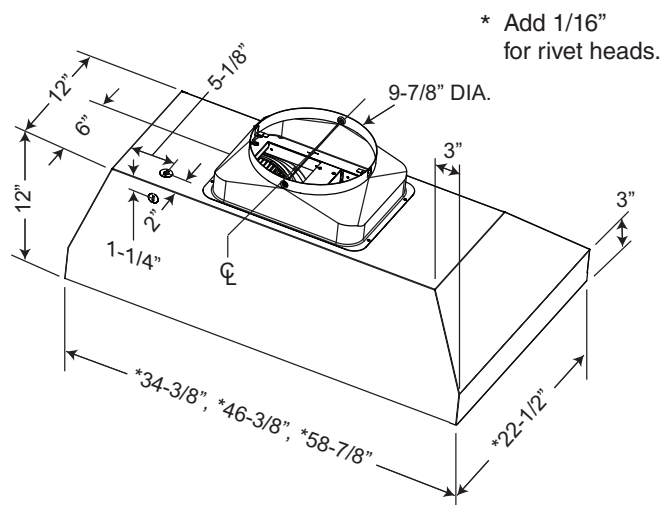
### CPDI SERIES HOOD LINER



All-in-one design includes liner, blower, filtration, controls and lighting for easy installation into custom canopy hoods. Especially designed to be installed in outdoor custom hood to be used over residential, commercial-style cooking surfaces or gas/ electric grills. Not for use with a charcoal grill.

#### FEATURES

- Cabinet mount - custom applications
- Corrosion-resistant 304 Stainless Steel construction, #4 Brushed
- Widths: 34-3/8", 46-3/8", 58-7/8"
- Depth: 22-1/2"
- 10" round duct connector
- Two-setting cooktop lighting (Uses 50W, GU10 halogen lamps. Bulbs included. 2 lamps on 34-3/8" wide hood, 4 lamps on all other hood widths.)
- Easily accessible, dishwasher safe stainless steel baffle filters with handles
- 3-speed electronic blower control
- Powerful 1200 CFM centrifugal blower with high-efficiency motor
- Heat Sentry™ - automatically turns blower to high speed when excess cooking heat is detected
- UL listed for use in damp location when properly connected to GFCI circuit



Mount at least 36" above cooking surface.



HVI-2100 CERTIFIED RATINGS comply with new testing technologies and procedures prescribed by the Home Ventilating Institute, for off-the-shelf products, as they are available to consumers. Product performance is rated at 0.1 in. static pressure, based on tests conducted in a state-of-the-art test laboratory. Sones are a measure of humanly-perceived loudness, based on laboratory measurements.

#### SPECIFICATIONS

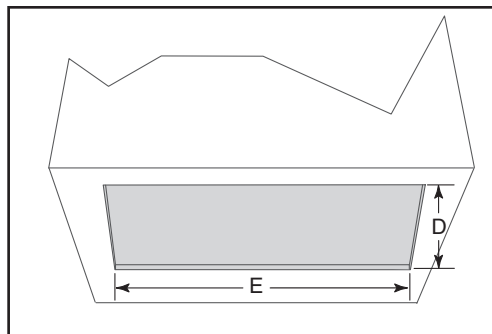
MODEL NO.	VOLTS	AMPS	CFM / SONES (High Speed)	CFM / SONES (Low Speed)	DUCT
CPDI362SB	120	7.1	1040/11.5	480/3.0	10" round
CPDI482SB	120	8.0	1040/11.5	480/3.0	10" round
CPDI602SB	120	8.0	1040/11.5	480/3.0	10" round

BEST Hartford, Wisconsin [www.BestRangeHoods.com](http://www.BestRangeHoods.com) 800-558-1711  
BEST Drummondville, Quebec [www.BestRangeHoods.com](http://www.BestRangeHoods.com) 866-737-7770

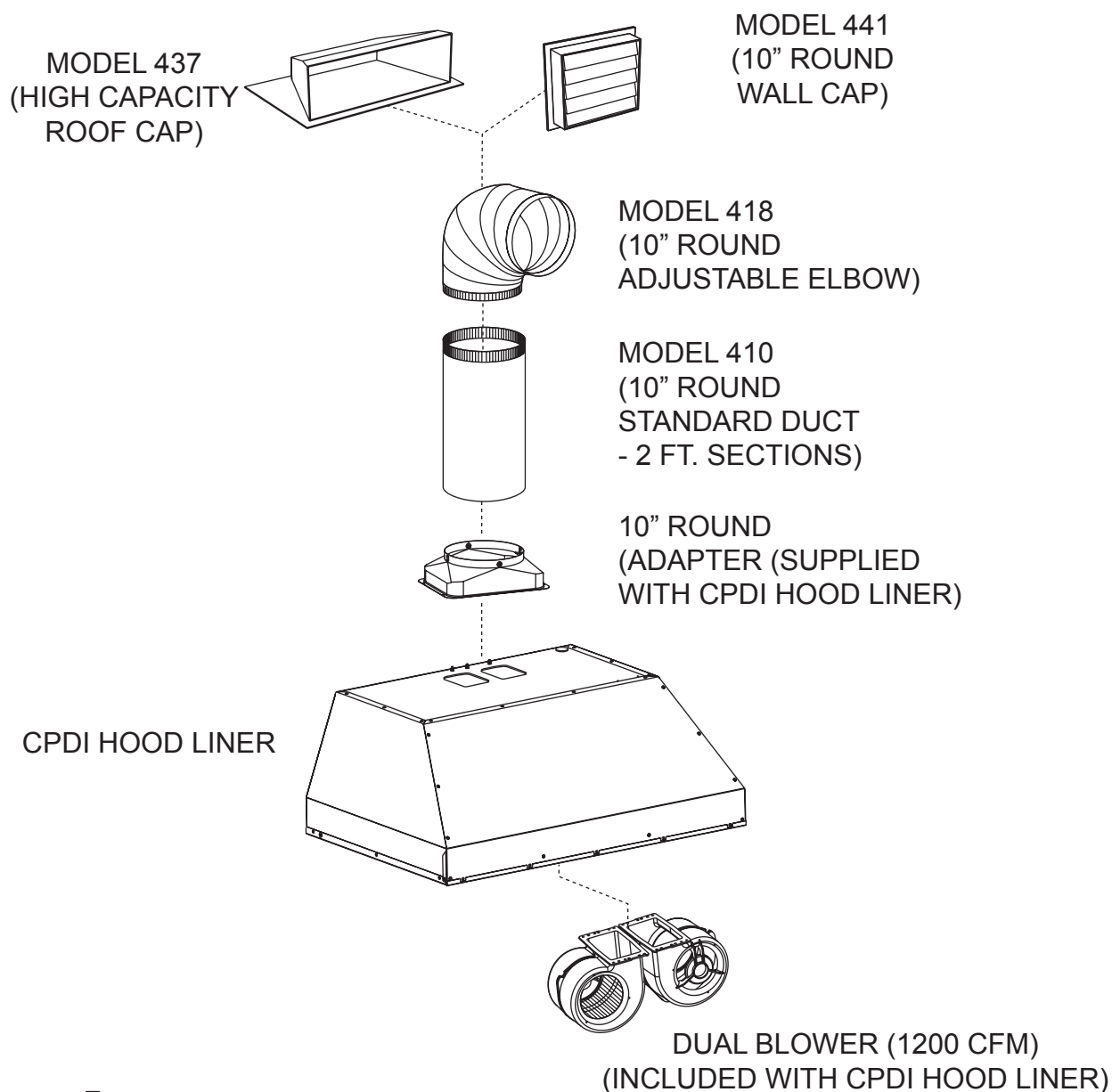
REFERENCE	QTY.	REMARKS	Project
			Location
			Architect
			Engineer
			Contractor
			Submitted by Date

To minimize the gap around the power pack, take actual width and depth measurements of power pack and add 1/16" to get D and E measurements. Cut the hole in the bottom of the cabinet according to dimensions. See chart and illustration for details.

POWER PACK		CUTOUT DIMENSIONS	
SERIES	WIDTH	D	E
CPD371	36"	22 <sup>7</sup> / <sub>16</sub> "	34 <sup>7</sup> / <sub>16</sub> "
	48"	22 <sup>7</sup> / <sub>16</sub> "	46 <sup>7</sup> / <sub>16</sub> "
	60"	22 <sup>7</sup> / <sub>16</sub> "	58 <sup>15</sup> / <sub>16</sub> "



## CPDI SERIES HOOD LINER SYSTEM



BEST Hartford, Wisconsin [www.BestRangeHoods.com](http://www.BestRangeHoods.com) 800-558-1711  
 BEST Drummondville, Quebec [www.BestRangeHoods.com](http://www.BestRangeHoods.com) 866-737-7770