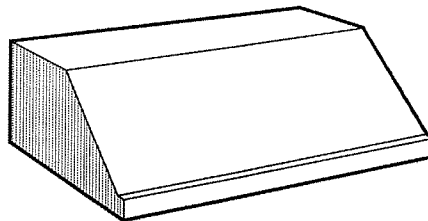


### K210A SERIES RANGE HOOD



Provides high ventilation and durable construction to meet the needs of professional-style cooking appliances. A complete installation requires several optional components.

#### FEATURES

- 430 Stainless Steel construction
- Hood width: 30", 36", 42" or 48"
- Halogen lighting (2 x 50 watt GU10 for 30" and 36" hood, 3 x 50 watt GU10 for 42" and 48" hood) Lamps included
- Switch controls: lighting, on-off, blower infinite speed
- Easily accessible, dishwasher-safe baffle filters
- Heat Sentry turns blower ON to HIGH speed when excess heat is detected
- For indoor use only

#### OPTION

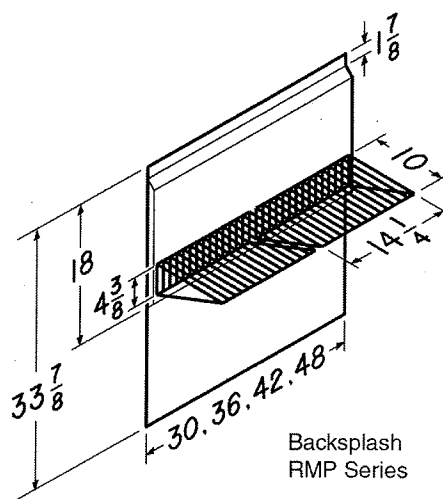
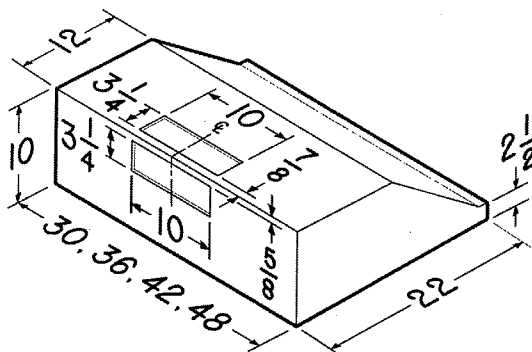
- Backsplash (RMP Series): Widths - 30", 36", 42" or 48"  
Stainless Steel construction - protects back wall and wipes clean easily
- Designed for use with interior blower models P5 or P8, exterior blower models EB6, EB9, EB12, or EB15, and in-line blower models ILB3, ILB6, ILB9 or ILB11 (Purchase blowers separately)

#### SPECIFICATIONS

120 VAC, 60 Hz

Amps for 30" and 36" hood (without blower): 0.8 A

Amps for 42" and 48" hood (without blower): 1.3 A

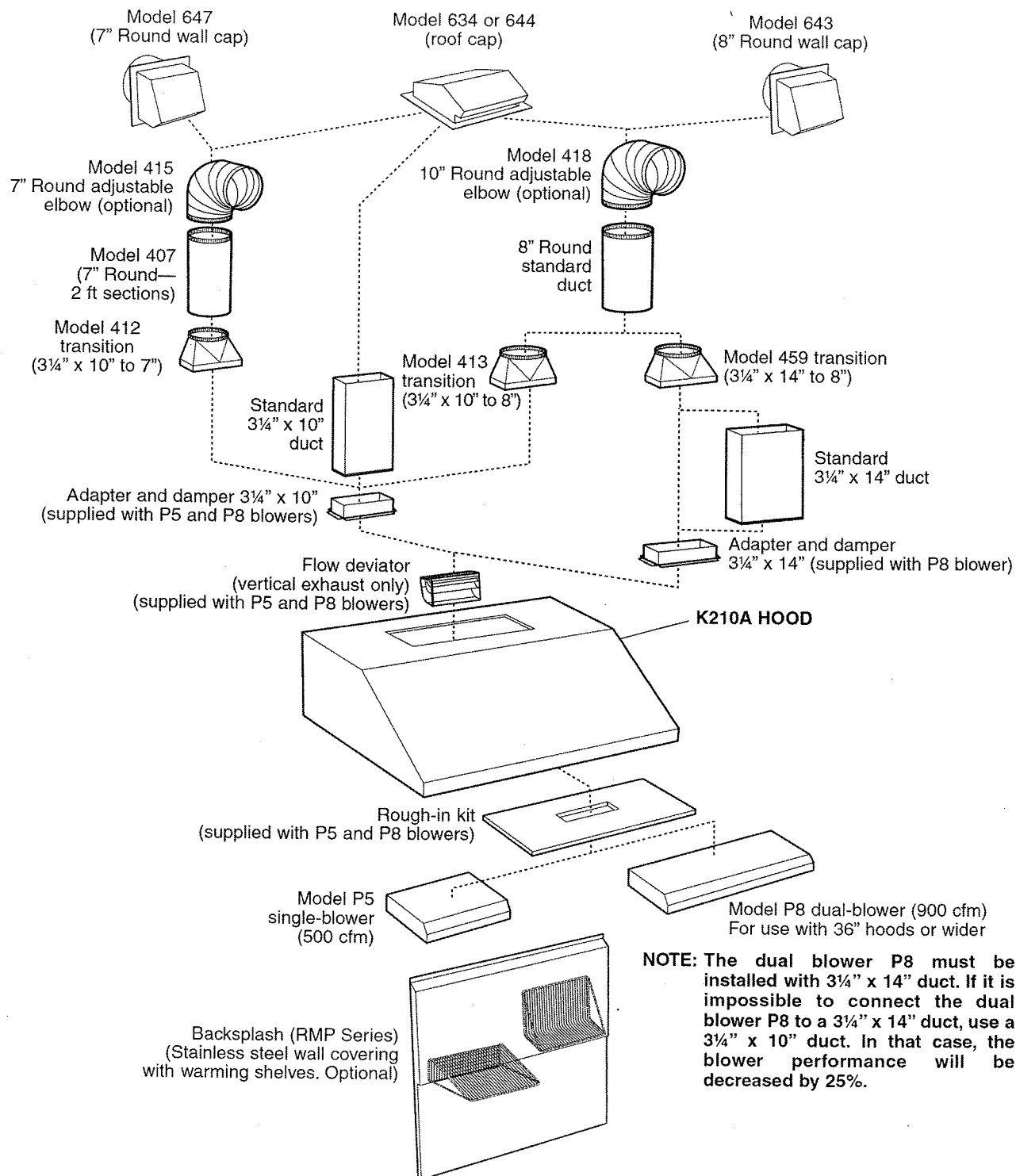


Backsplash  
RMP Series

BEST Hartford, Wisconsin [www.BestRangeHoods.com](http://www.BestRangeHoods.com) 800-558-1711  
BEST Drummondville, QC Canada [www.BestRangeHoods.com](http://www.BestRangeHoods.com) 866-737-7770

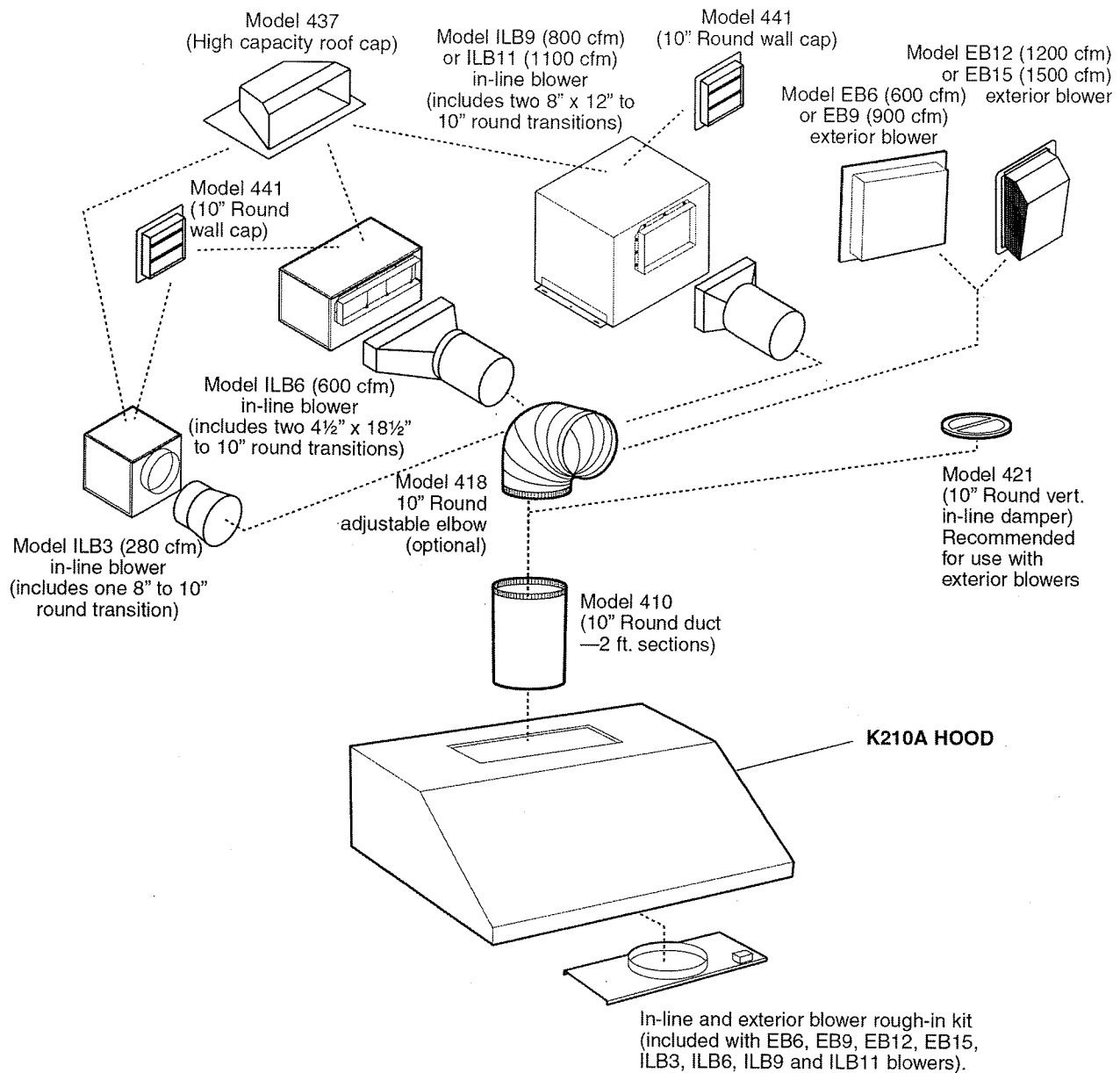
REFERENCE	QTY.	REMARKS	Project	
			Location	
			Architect	
			Engineer	
			Contractor	
			Submitted by	Date

# - K210A MODEL RANGE HOOD SYSTEM - INTERIOR BLOWERS-

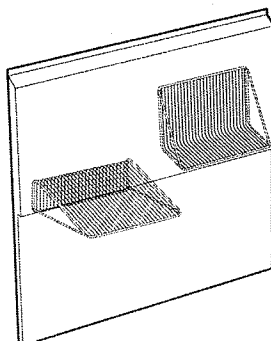


**best**<sup>®</sup>

# - K210A MODEL RANGE HOOD SYSTEM - IN-LINE AND EXTERIOR BLOWERS



RMP Series Backsplash  
(Stainless Steel wall  
covering with warming  
shelves. Optional)



**best**<sup>®</sup>