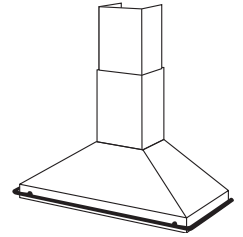


# KER222 SERIES RANGE HOODS



Tubular, wrap-around utensil rail serves as both a stunning accent and a practical addition to this elegant design. Side rails can be conveniently removed for installation between cabinets.

## FEATURES

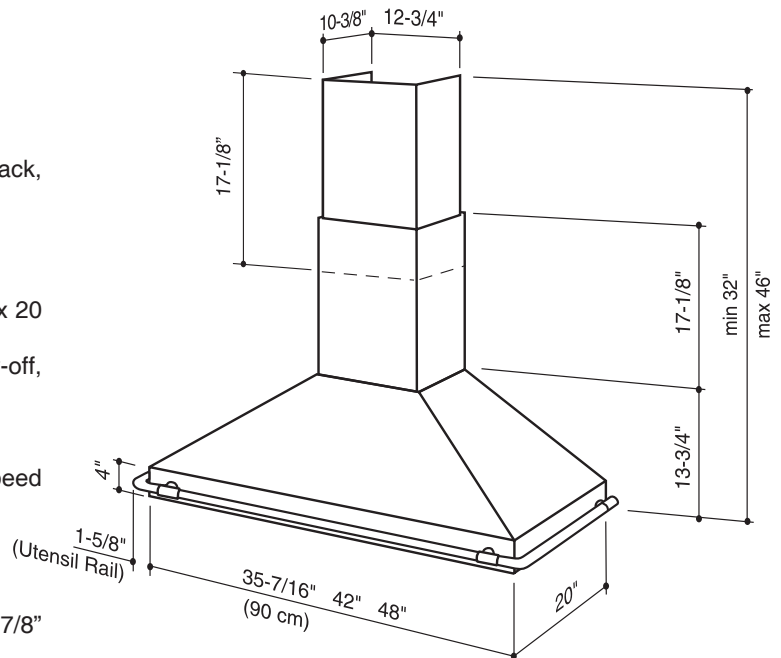
- Italian design
- Wall mount
- Finishes: 304 Stainless Steel #4 Brushed, White, Black, Polished Brass, Brushed Copper
- Widths: 90cm (35-7/16"), 42", 48"
- Telescopic flue accommodates 8' to 9' ceilings
- 8" round duct connector/backdraft damper
- Halogen lighting (90cm: 2 x 20 watt; 42" and 48": 4 x 20 watt, Type JC 12V 20W G4 Base - bulbs included)
- Pushbutton controls: on/off lights, four speeds, delay-off, filter cleaning indicator
- Twin centrifugal blower
- Dishwasher-safe stainless steel/aluminum filters
- Heat Sentry™ - automatically turns blower to high speed when excess cooking heat is detected

## OPTIONS

- Backsplash available (Model BSK1)
- Flue extension for 10' ceilings (Model FEXTK42) (31-7/8" long)
- Replacement grease filters available
- Replacement bulb (Part No. SB02300891)
- Exterior blower version (KEX222) available, providing 600, 900, 1200, or 1500 CFM exhaust

## SPECIFICATIONS

VOLTS	AMPS	CFM	SONES	DUCT
120	5.83/6.26	1000	10.0	8" round

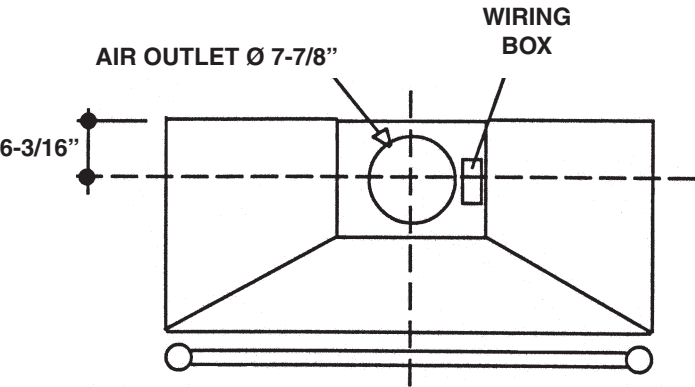


HVI-2100 CERTIFIED RATINGS comply with new testing technologies and procedures prescribed by the Home Ventilating Institute, for off-the-shelf products, as they are available to consumers. Product performance is rated at 0.1 in. static pressure, based on tests conducted in AMCA's state-of-the-art test laboratory. Sones are a measure of humanly-perceived loudness, based on laboratory measurements.

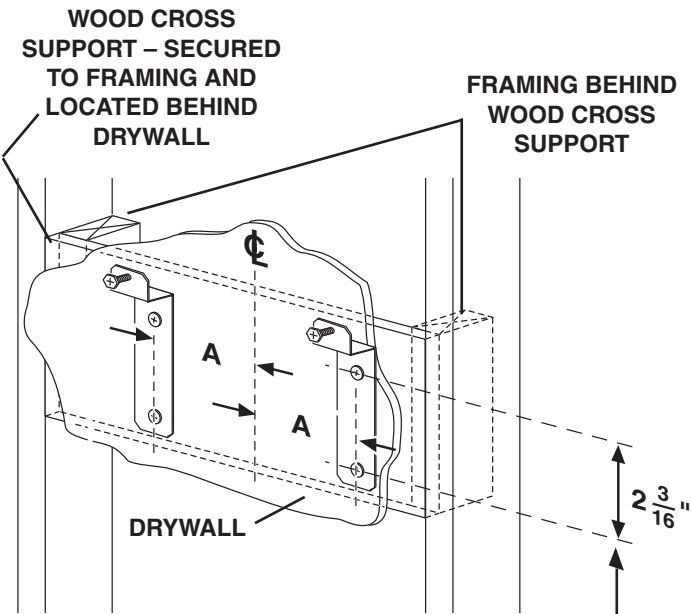
BEST BY BROAN P.O. BOX 140 HARTFORD, WISCONSIN 53027

REFERENCE	QTY.	REMARKS	Project	
			Location	
			Architect	
			Engineer	
			Contractor	
			Submitted by	Date

KER222 SERIES WIRING



KER222 SERIES MOUNTING



MOUNTING BRACKET LOCATION  
(ABOVE 36" HIGH COOKTOP)

HOOD WIDTH	DIMENSION A	CEILING HEIGHT	MOUNTING DISTANCE ABOVE 36" HIGH COOKTOP (SEE NOTE BELOW)						
			24"	25"	26"	27"	28"	29"	30"
			MOUNTING BRACKET LOCATION ABOVE 36" HIGH COOK TOP						
90cm 35-7/16"	9-5/8"	8 FEET	29-13/16"	30-13/16"	31-13/16"	32-13/16"	33-13/16"		
		9 FEET			31-13/16"	32-13/16"	33-13/16"	34-13/16"	35-13/16"
		10 FEET WITH FEXTK42	29-13/16"	30-13/16"	31-13/16"	32-13/16"	33-13/16"	34-13/16"	35-13/16"
42"	9-15/16"	8 FEET	31-1/16"	32-1/16"	33-1/16"	34-1/16"	35-1/16"		
		9 FEET			33-1/16"	34-1/16"	35-1/16"	36-1/16"	37-1/16"
		10 FEET WITH FEXTK42	31-1/16"	32-1/16"	33-1/16"	34-1/16"	35-1/16"	36-1/16"	37-1/16"
48"	8-7/8"	8 FEET	31-9/16"	32-9/16"	33-9/16"	34-9/16"	35-9/16"		
		9 FEET			33-9/16"	34-9/16"	35-9/16"	36-9/16"	37-9/16"
		10 FEET WITH FEXTK42	31-9/16"	32-9/16"	33-9/16"	34-9/16"	35-9/16"	36-9/16"	37-9/16"

**NOTE:** Minimum hood distance above cooktop must not be less than 24".  
A maximum of 30" above the cooktop is highly recommended for best capture of cooking impurities.  
Distances over 30" are at the installer and users' discretion; and if ceiling height and flue length permit.

