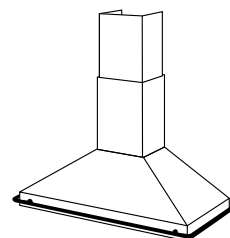


KER222 SERIES RANGE HOODS



Tubular, wrap-around utensil rail serves as both a stunning accent and a practical addition to this elegant design. Side rails can be conveniently removed for installation between cabinets.

FEATURES

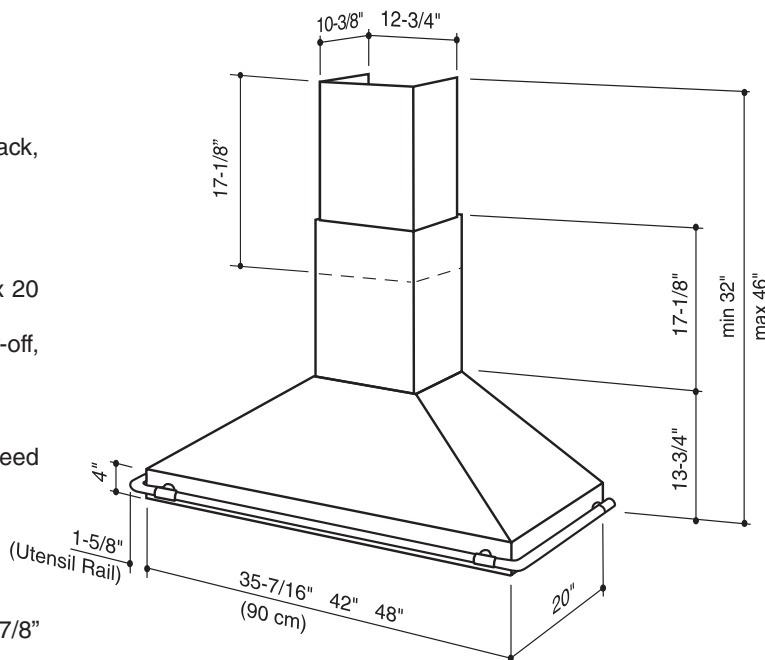
- Italian design
- Wall mount
- Finishes: 304 Stainless Steel #4 Brushed, White, Black, Polished Brass, Brushed Copper
- Widths: 90cm (35-7/16"), 42", 48"
- Telescopic flue accommodates 8' to 9' ceilings
- 8" round duct connector/backdraft damper
- Halogen lighting (90cm: 2 x 20 watt; 42" and 48": 4 x 20 watt, Type JC 12V 20W G4 Base - bulbs included)
- Pushbutton controls: on/off lights, four speeds, delay-off, filter cleaning indicator
- Twin centrifugal blower
- Dishwasher-safe stainless steel/aluminum filters
- Heat Sentry™ - automatically turns blower to high speed when excess cooking heat is detected
- For indoor use only

OPTIONS

- Backsplash available (Model BSK1)
- Flue extension for 10' ceilings (Model FEXTK42) (31-7/8" long)
- Replacement grease filters available
- Replacement bulb (Part No. SB02300891)
- Exterior blower version (KEX222) available, providing 600, 900, 1200, or 1500 CFM exhaust

SPECIFICATIONS

VOLTS	AMPS	CFM	SONES	DUCT
120	5.83/6.26	1000	10.0	8" round

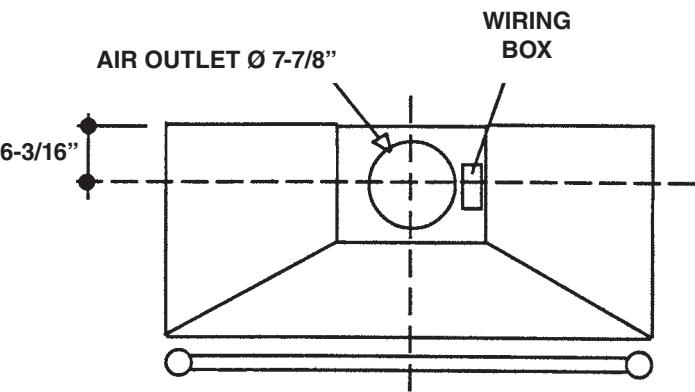


HVI-2100 CERTIFIED RATINGS comply with new testing technologies and procedures prescribed by the Home Ventilating Institute, for off-the-shelf products, as they are available to consumers. Product performance is rated at 0.1 in. static pressure, based on tests conducted in a state-of-the-art test laboratory. Sones are a measure of humanly-perceived loudness, based on laboratory measurements.

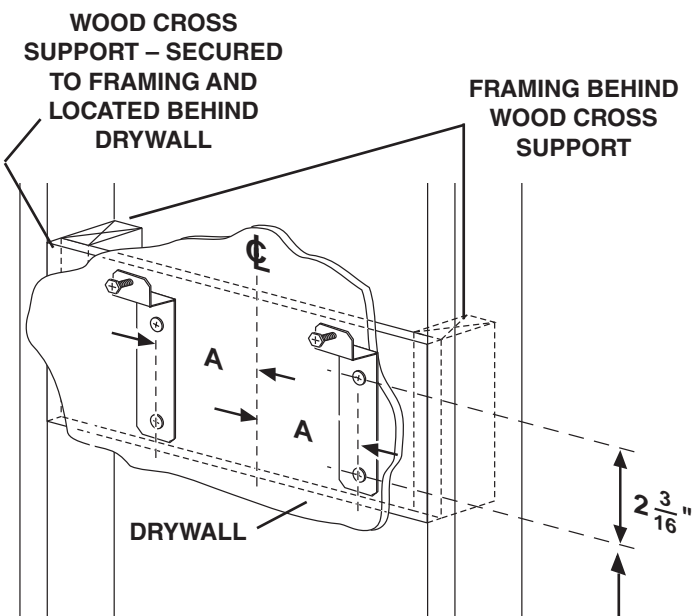
BEST Hartford, Wisconsin www.BestRangeHoods.com 800-558-1711
BEST Drummondville, QC, Canada www.BestRangeHoods.com 866-737-7770

REFERENCE	QTY.	REMARKS	Project	
			Location	
			Architect	
			Engineer	
			Contractor	
			Submitted by	Date

KER222 SERIES WIRING



KER222 SERIES MOUNTING



MOUNTING BRACKET LOCATION
(ABOVE 36" HIGH COOKTOP)

HOOD WIDTH	DIMENSION A	CEILING HEIGHT	MOUNTING DISTANCE ABOVE 36" HIGH COOKTOP (SEE NOTE BELOW)						
			24"	25"	26"	27"	28"	29"	30"
			MOUNTING BRACKET LOCATION ABOVE 36" HIGH COOK TOP						
90cm 35-7/16"	9-5/8"	8 FEET	29-13/16"	30-13/16"	31-13/16"	32-13/16"	33-13/16"		
		9 FEET			31-13/16"	32-13/16"	33-13/16"	34-13/16"	35-13/16"
		10 FEET WITH FEXTK42	29-13/16"	30-13/16"	31-13/16"	32-13/16"	33-13/16"	34-13/16"	35-13/16"
42"	9-15/16"	8 FEET	31-1/16"	32-1/16"	33-1/16"	34-1/16"	35-1/16"		
		9 FEET			33-1/16"	34-1/16"	35-1/16"	36-1/16"	37-1/16"
		10 FEET WITH FEXTK42	31-1/16"	32-1/16"	33-1/16"	34-1/16"	35-1/16"	36-1/16"	37-1/16"
48"	8-7/8"	8 FEET	31-9/16"	32-9/16"	33-9/16"	34-9/16"	35-9/16"		
		9 FEET			33-9/16"	34-9/16"	35-9/16"	36-9/16"	37-9/16"
		10 FEET WITH FEXTK42	31-9/16"	32-9/16"	33-9/16"	34-9/16"	35-9/16"	36-9/16"	37-9/16"

NOTE: Minimum hood distance above cooktop must not be less than 24".
A maximum of 30" above the cooktop is highly recommended for best capture of cooking impurities.
Distances over 30" are at the installer and users' discretion; and if ceiling height and flue length permit.