




## SPECIFICATION SHEET

# KEX3500 SERIES RANGE HOODS



Exterior blower provides higher exhaust options, ranging from 600 to 1500 CFM.

Curved, sweeping surfaces blend imperceptibly into a magnificent glass reveal.

### FEATURES

- Italian design
- Wall mount
- Finish: 304 Stainless Steel #4 Brushed
- Width: 35-7/16" (90cm)
- Ducted telescopic flue accommodates 8' to 9' ceilings
- 8" round duct connector/backdraft damper
- Halogen lighting (2 x 20 watt, Type JC 12V 20W G4 Base - bulbs included) provides two-level lighting – bright cooktop illumination and a low nighttime setting
- Advanced, multispeed, electronic push-button controls with individual speed indicators
- Exterior mounted blower available in either 600, 900, 1200, or 1500 CFM
- Delay timer control automatically shuts off range hood after ten minutes
- Special control indicates when it's time to clean the filter
- Dishwasher-safe aluminum filter features a quick-release latch and a curved, designer appearance
- Heat Sentry™ - automatically turns blower to high speed when excess cooking heat is detected

### OPTIONS

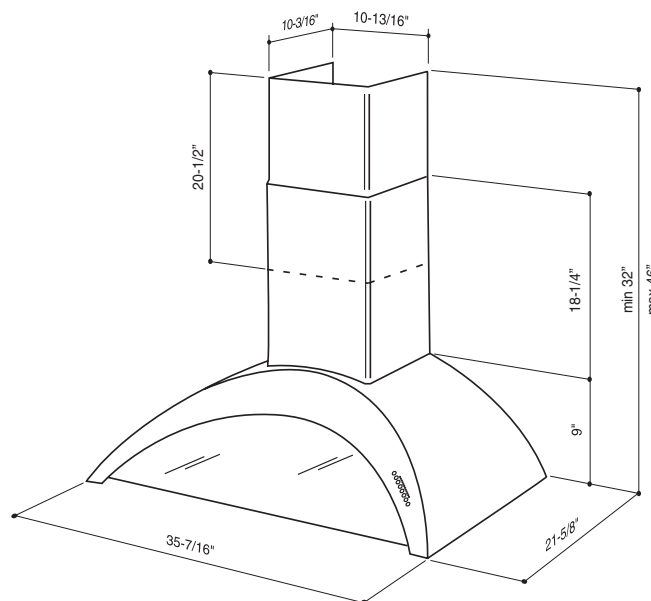
- 8" to 10" transition (Model 414)
- Replacement grease filters available
- Flue extension for 10' ceiling (Model FEXTK3500SS) (35-7/16" long)
- Interior blower version (K3500) available, providing 450CFM exhaust



Best P.O. Box 140 Hartford, Wisconsin www.BestRangeHoods.com 800-558-1711

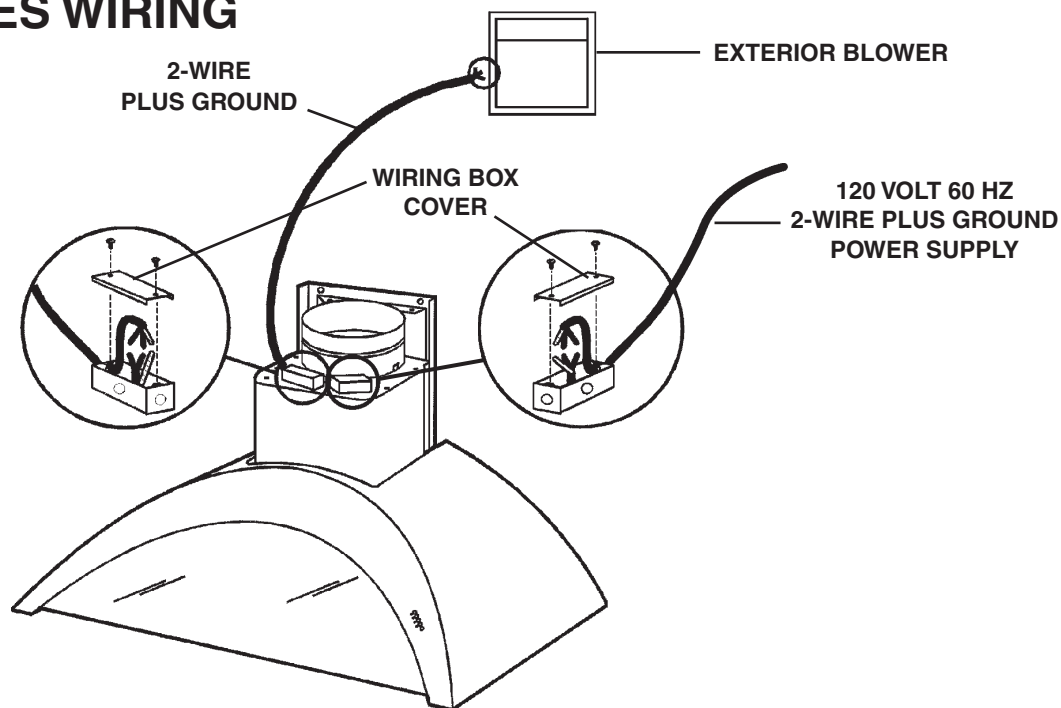
### SPECIFICATIONS

WITH OPTIONAL BLOWER MODELS		BLOWER CFM	VOLTS	AMPS	DUCT
EB6	wall or roof mount remote blowers	600 max.	120	0.43 (lights only) + 6.0 max. (blower only)	8-in. round at the hood.  See blower specs for duct requirements.
EB9		900 max.			
EB12		1200 max.			
EB15		1500 max.			
ILB3	attic installed inline blowers	280 max.			
ILB6		600 max.			
ILB9		800 max.			
ILB11		1100 max.			

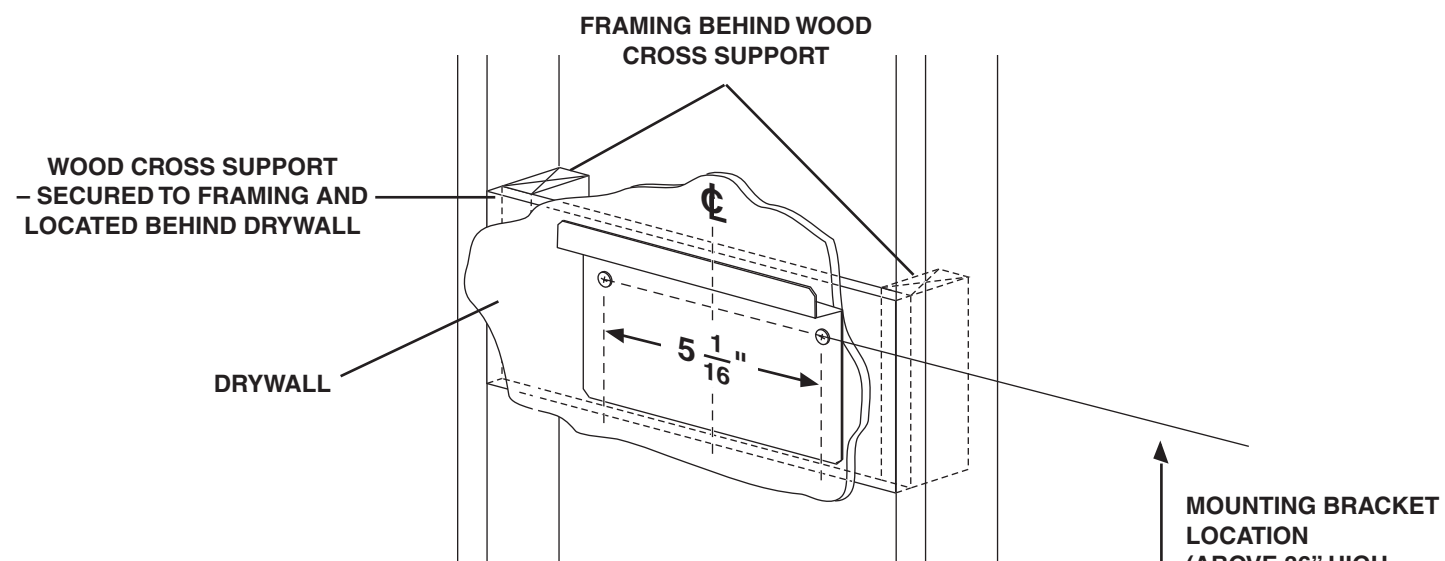


REFERENCE	QTY.	REMARKS	Project	
			Location	
			Architect	
			Engineer	
			Contractor	
			Submitted by	Date

KEX3500 SERIES WIRING



KEX3500 SERIES MOUNTING



CEILING HEIGHT	HOOD DISTANCE ABOVE 36" HIGH COOKTOP (SEE NOTE BELOW)						
	24"	25"	26"	27"	28"	29"	30"
MOUNTING BRACKET LOCATION ABOVE 36" HIGH COOK TOP							
8 FEET	43-1/2"	44-1/2"	45-1/2"	46-1/2"	47-1/2"		
9 FEET			45-1/2"	46-1/2"	47-1/2"	48-1/2"	49-1/2"
10 FEET WITH FEXTK3500	43-1/2"	44-1/2"	45-1/2"	46-1/2"	47-1/2"	48-1/2"	49-1/2"

**NOTE:** Minimum hood distance above cooktop must not be less than 24".  
A maximum of 30" above the cooktop is highly recommended for best capture of cooking impurities.  
Distances over 30" are at the installer and users' discretion; and if ceiling height and flue length permit.

