


WC26I SERIES RANGE HOODS



Aggressive, wedge-like design - directs heat and moisture to the blower for exceptional capture.

FEATURES

- Italian design
- Wall mount
- Finish: 304 Stainless Steel #4 Brushed; brushed copper
- Widths: 36", 42", 48"
- Ducted/non-ducted telescopic flue accommodates 8' to 9' ceilings
- 6" round duct connector/backdraft damper
- Halogen lighting (2 x 20 watt, Type JC 12V 20W G4 Base - bulbs included) with multilevels from bright cooktop illumination to a low nighttime setting
- Advanced, electronic push-button controls feature delay shutoff
- Quiet, 4-speed centrifugal blower with high-efficiency motor produces 480 cfm of exhaust
- Delay timer control automatically shuts off range hood after ten minutes
- Special control indicates when it's time to clean the filter
- Can be ducted to the outside or non-ducted for indoor recirculation (purchase recirculation kit separately)
- Dishwasher-safe filter features a quick-release latch and decorative cover plate
- Heat Sentry™ - automatically turns blower to high speed when excess cooking heat is detected
- Light sensor automatically activates glass light

OPTIONS

- Replacement grease filters available (Part No. SB08087295)
- Non-ducted recirculation kit (Model ANKWC26)
- Flue extensions for 10' ceilings (Model AEWC26 series) available as ducted or non-ducted, stainless steel or copper (36-7/8" long)
- Replacement charcoal filters available (Model FILTERSQUARE)
- Exterior blower version (WC26E Series) available, providing 600, 900, 1200, or 1500 cfm exhaust

SPECIFICATIONS

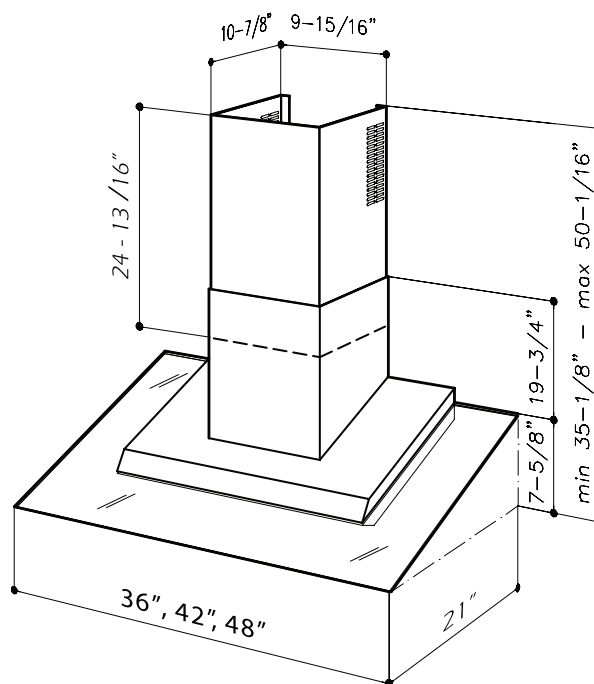
VOLTS	AMPS	CFM	SONES	DUCT
120	3.13	480 (high speed) 130 (low speed)	9.5 1.0	6" round



HVI-2100 CERTIFIED RATINGS comply with new testing technologies and procedures prescribed by the Home Ventilating Institute, for off-the-shelf products, as they are available to consumers.



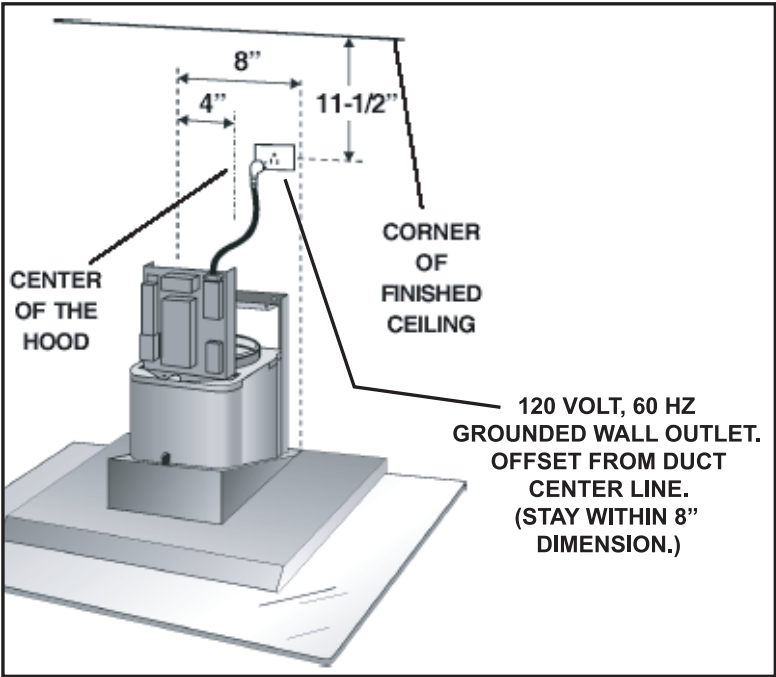
Product performance is rated at 0.1 in. static pressure, based on tests conducted in a state-of-the-art test laboratory. Sones are a measure of humanly-perceived loudness, based on laboratory measurements.



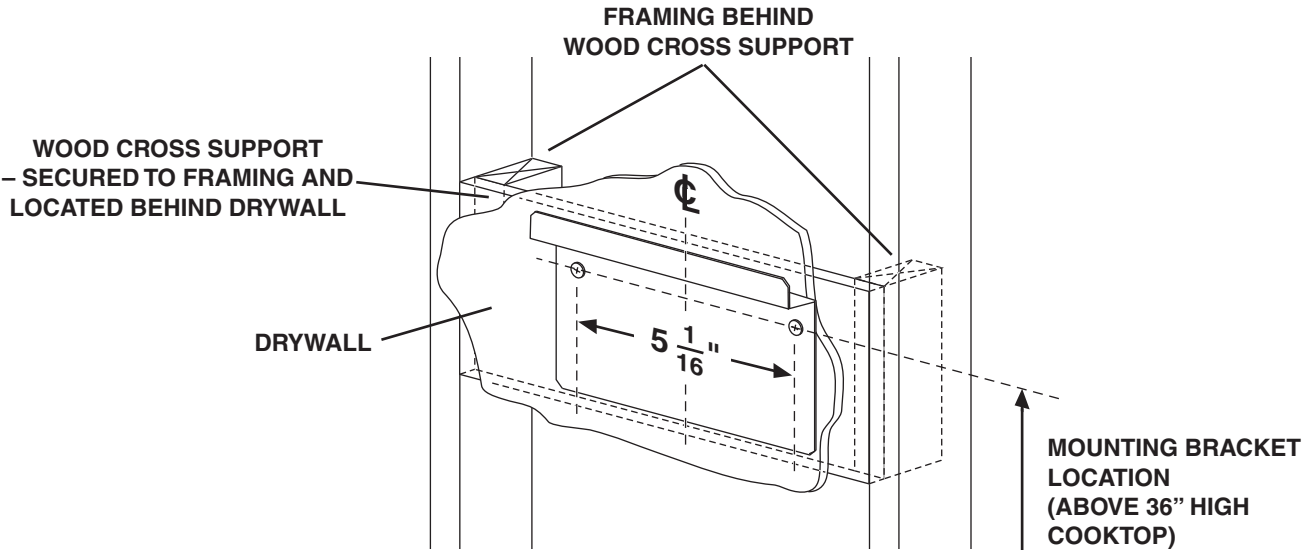
Best P.O. Box 140 Hartford, Wisconsin www.bestbybroan.com 800-558-1711

REFERENCE	QTY.	REMARKS	Project
			Location
			Architect
			Engineer
			Contractor
			Submitted by Date

WC26I SERIES WIRING



WC26I SERIES MOUNTING



CEILING HEIGHT	MOUNTING DISTANCE ABOVE 36" HIGH COOKTOP (see note A)						
	22"	23"	24"	25"	26"	27"	28"
MOUNTING BRACKET LOCATION ABOVE 36" HIGH COOK TOP							
8 FEET	41-1/4"	42-1/4"	43-1/4"	44-1/4"			
9 FEET	41-1/4"	42-1/4"	43-1/4"	44-1/4"	45-1/4"	46-1/4"	47-1/4"
10 FEET (see note B)	41-1/4"	42-1/4"	43-1/4"	44-1/4"	45-1/4"	46-1/4"	47-1/4"

A. Minimum hood distance above cooktop must not be less than 22". A maximum of 28" above the cooktop is highly recommended for best capture of cooking impurities. Distances over 28" above the cooktop are at the installer's and user's discretion - providing that ceiling height and flue length permit.

B. Requires optional 10-ft. flue extension - ducted Model AEWC26xB or non-ducted Model AEWC26xBN.

