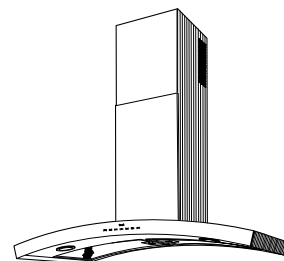


DUNE WC35I90SB RANGE HOOD



Imagine the softly shaped landscape of rolling hills or desert. DUNE found its inspiration from these simple clean shapes. With a shape that by nature provides good function, the reflective control is like touching water, controlling the hood magically.

FEATURES

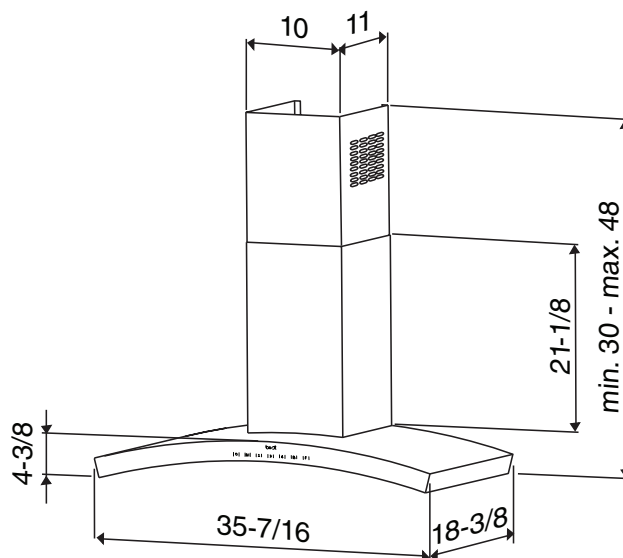
- Italian design
- Wall mount
- Finishes: 430 Stainless Steel, #4 Brushed
- Width: 90 cm (35-7/16")
- Ducted/non-ducted telescopic flue accommodates 8' to 9' ceilings (Purchase non-duct recirculation kit separately.)
- 6" round duct connector/backdraft damper
- 2-level, halogen lighting (2 bulbs included. Type T4, G9 base, 120 volt, 25 watts max.)
- 4-speed electronic touch control
- Quiet, variable-speed centrifugal blower with high-efficiency motor produces 450 CFM of exhaust
- Heat Sentry™ - automatically turns blower to high speed when excess cooking heat is detected
- Delay timer control automatically shuts off range hood after 10 minutes
- Filter clean reminder
- Dishwasher-safe filter features a quick-release latch
- For indoor use only

OPTIONS

- Non-ducted recirculation kit (Model ANKWC35)
- Replacement charcoal filters available (Model AFCWC35)
- Flue extension for 10-ft. ceilings (ducted Model AEWC345SB) (non-ducted Model AEWC345SBN), stainless steel (39-3/8" long)

SPECIFICATIONS

VOLTS	HZ	AMPS	CFM	SONES	DUCT
120	60	3.12	450	9.0	6" round

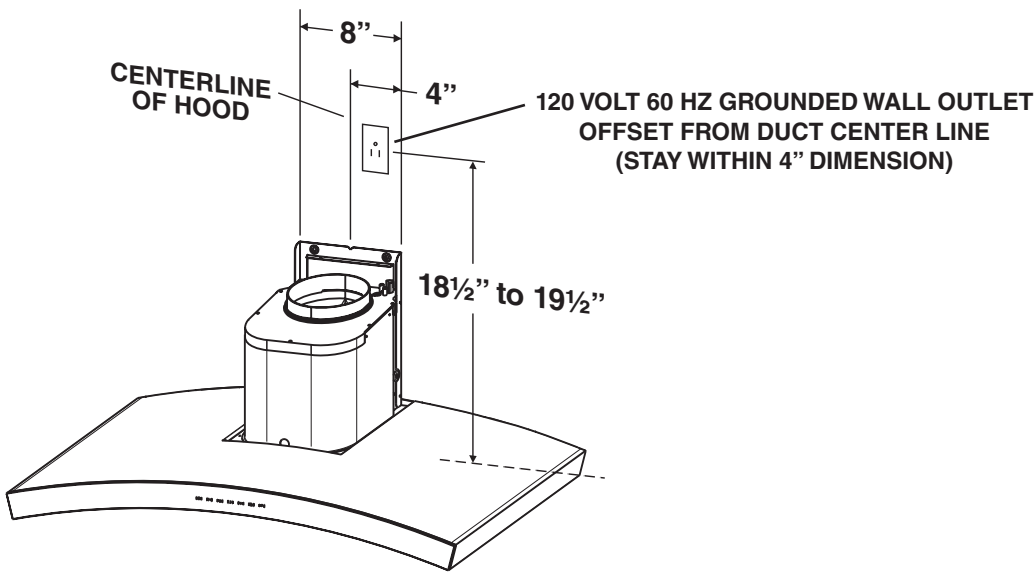


HVI-2100 CERTIFIED RATINGS comply with new testing technologies and procedures prescribed by the Home Ventilating Institute, for off-the-shelf products, as they are available to consumers. Product performance is rated at 0.1 in. static pressure, based on tests conducted in a state-of-the-art test laboratory. Sones are a measure of humanly-perceived loudness, based on laboratory measurements.

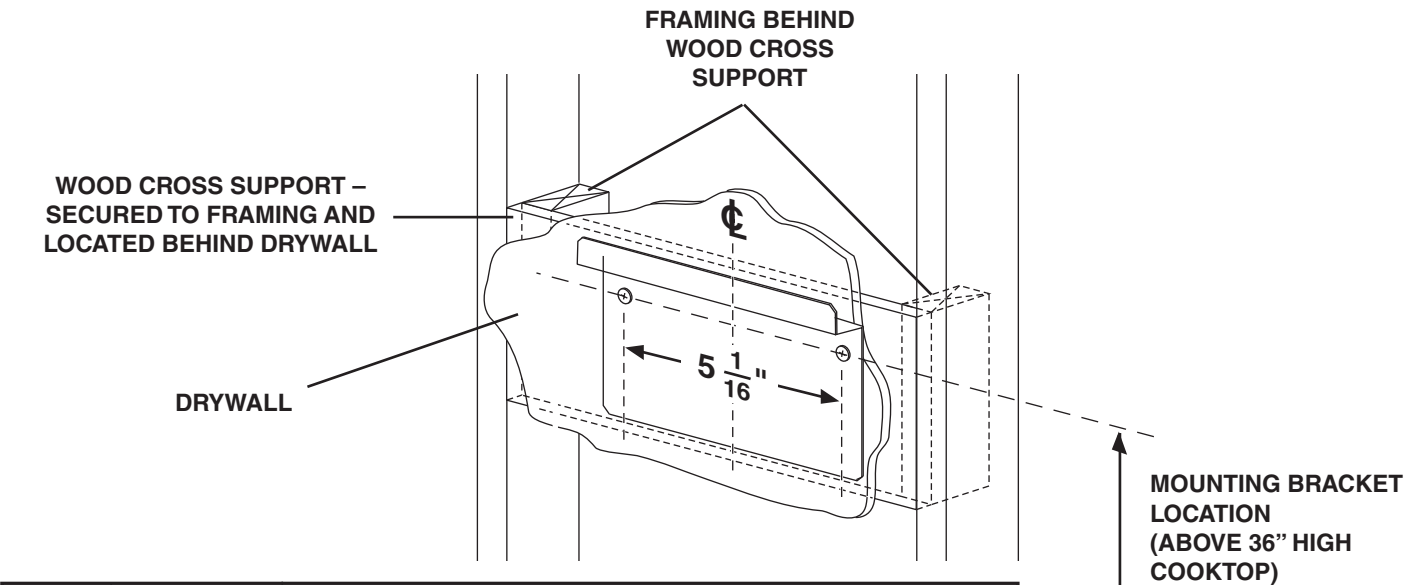
BEST Hartford, Wisconsin www.BestRangeHoods.com 800-558-1711
BEST Drummondville, QC, Canada www.BestRangeHoods.com 866-737-7770

REFERENCE	QTY.	REMARKS	Project
			Location
			Architect
			Engineer
			Contractor
			Submitted by Date

WC35I SERIES WIRING



WC35I SERIES MOUNTING



CEILING HEIGHT	DUCT METHOD	HOOD DISTANCE ABOVE 36" HIGH COOK TOP (see note A)						
		24"	25"	26"	27"	28"	29"	30"
		MOUNTING BRACKET LOCATION ABOVE 36" HIGH COOK TOP						
8 FEET	DUCTED	38-3/8"	39-3/8"	40-3/8"	41-3/8"	42-3/8"	43-3/8"	44-3/8"
	NON-DUCTED	38-3/8"	39-3/8"	40-3/8"	41-3/8"			
9 FEET	DUCTED OR NON-DUCTED	38-3/8"	39-3/8"	40-3/8"	41-3/8"	42-3/8"	43-3/8"	44-3/8"
10 FEET (see note B)		38-3/8"	39-3/8"	40-3/8"	41-3/8"	42-3/8"	43-3/8"	44-3/8"

- A. Minimum hood distance above cook top must not be less than 24". A maximum of 30" above cook top is highly recommended for best capture of cooking impurities. Distances over 30" are at the installer and user's discretion; and if ceiling height and flue length permit.
- B. Requires optional 10-ft. flue extension - ducted Model AEWC345SB or non-ducted Model AEWC345SBN.

