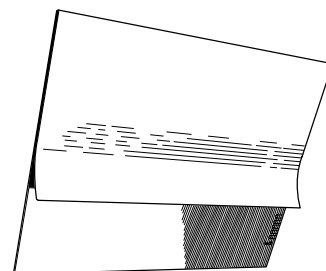


SURF WM34I80SB RANGE HOOD



The forces of nature that inspired the SURF design are so common that they have become virtually unnoticed. A curled page of paper, the roll of a wave...this design is a symbol of simplicity.

FEATURES

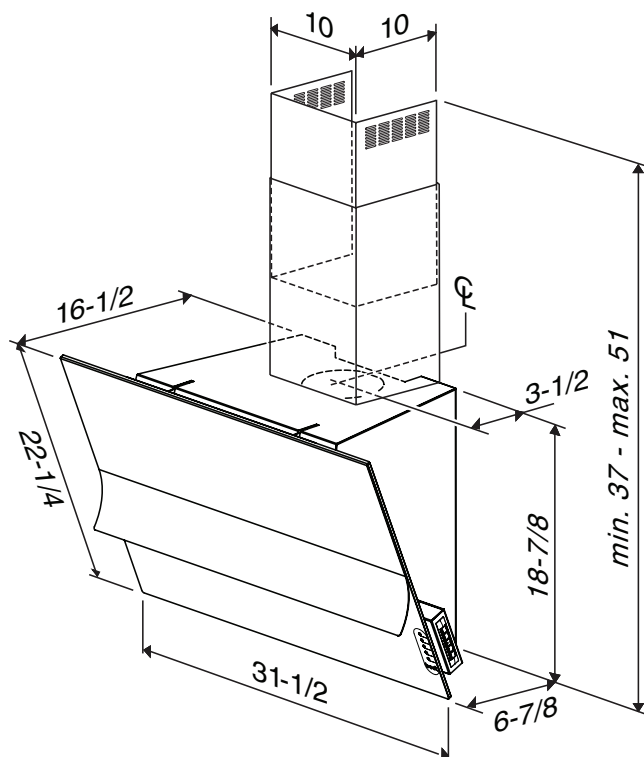
- Italian design
- Wall mount
- Finishes: 430 Stainless Steel, #4 Brushed
- Width: 80 cm (31-1/2")
- Ducted/non-ducted telescopic flue accommodates 8' to 9' ceilings (Purchase non-duct recirculation kit separately.)
- 6" round duct connector/backdraft damper
- 2-level, halogen lighting (2 bulbs included. Type T4, G9 base, 120 volt, 25 watts max.)
- 4-speed electronic blower control with lighted speed indicator
- Quiet, variable-speed centrifugal blower with high-efficiency motor produces 490 CFM of exhaust
- Heat Sentry™ - automatically turns blower to high speed when excess cooking heat is detected
- Delay timer control automatically shuts off range hood after 10 minutes
- Filter clean reminder
- Dishwasher-safe filter features a quick-release latch
- For indoor use only

OPTIONS

- Non-ducted recirculation kit (Model ANKWM34)
- Replacement charcoal filters available (Model FILTEREB40)

SPECIFICATIONS

VOLTS	HZ	AMPS	CFM		SONES		DUCT
			MAX.	NORM.	MAX.	NORM.	
120	60	3.12	490	220	7.5	2.0	6" round

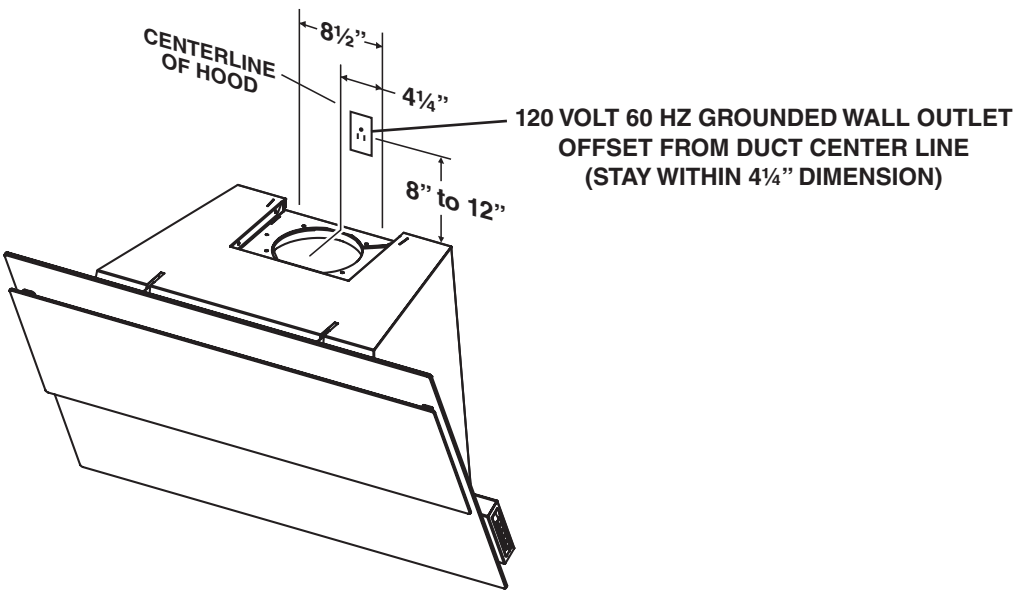


HVI-2100 CERTIFIED RATINGS comply with new testing technologies and procedures prescribed by the Home Ventilating Institute, for off-the-shelf products, as they are available to consumers. Product performance is rated at 0.1 in. static pressure, based on tests conducted in a state-of-the-art test laboratory. Sones are a measure of humanly-perceived loudness, based on laboratory measurements.

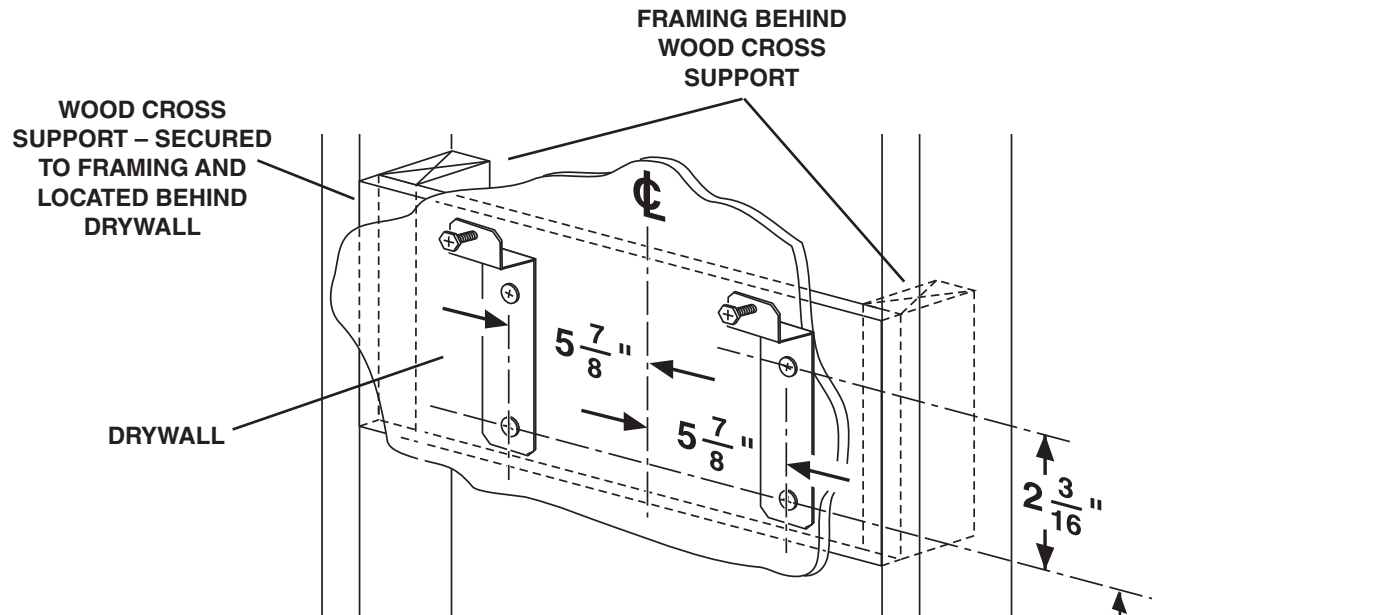
BEST Hartford, Wisconsin www.BestRangeHoods.com 800-558-1711
BEST Drummondville, QC, Canada www.BestRangeHoods.com 866-737-7770

REFERENCE	QTY.	REMARKS	Project	
			Location	
			Architect	
			Engineer	
			Contractor	
			Submitted by	Date

WM34I80SB WIRING



WM34I80SB MOUNTING



CEILING HEIGHT	DUCT METHOD	HOOD DISTANCE ABOVE 36" HIGH COOK TOP (see note below)											
		20"	21"	22"	23"	24"	25"	26"	27"	28"	29"	30"	
		MOUNTING BRACKET LOCATION ABOVE 36" HIGH COOK TOP											
8 FEET	DUCTED	34-1/2"	35-1/2"	36-1/2"	37-1/2"								
	NON-DUCTED	34-1/2"	35-1/2"										
9 FEET	DUCTED					38-1/2"	39-1/2"	40-1/2"	41-1/2"	42-1/2"	43-1/2"	44-1/2"	
	NON-DUCTED		35-1/2"	36-1/2"	37-1/2"	38-1/2"	39-1/2"	40-1/2"	41-1/2"	42-1/2"	43-1/2"	44-1/2"	

Note : Minimum hood distance above cook top must not be less than 20".
A maximum of 30" above cook top is highly recommended for best capture of cooking impurities.
Distances over 30" are at the installer and user's discretion; and if ceiling height and flue length permit.

