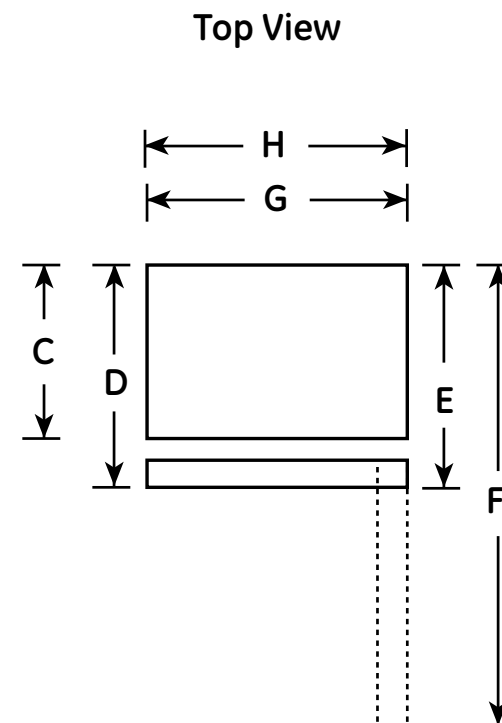
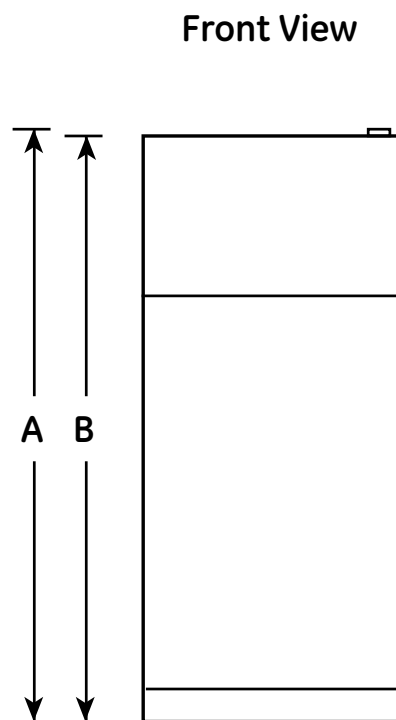


# HPE15BTH

## Hotpoint® ENERGY STAR® 14.6 Cu. Ft. Recessed Handle Top-Freezer Refrigerator

### Dimensions and Installation Information (in inches)

Overall Dimensions	Height to top of hinge (in.) A	61-3/4
	Height to top of case (in.) B	61-1/4
	Case depth without door (in.) C	25-3/4
	Case depth less door handle (in.) D	29-1/2
	Case depth with door handle (in.) E	29-1/2
	Depth with fresh food door open 90° (in.) F	55-7/8
	Width (in.) G	28
	Width with door open 90° inc. door handle (in.) H	28-1/2
Air Clearances	Each side (in.)	3/4
	Top (in.)	1
	Back (in.)	2



For answers to your Monogram®, Cafe™ Series, Profile™ Series or GE® appliance questions, visit our website at [geappliances.com](http://geappliances.com) or call GE Answer Center® service, 800.626.2000.



imagination at work



Total volume and shelf area are calculated by the Association of Home Appliance Manufacturers' standards.



Listed by Underwriters Laboratories




As an ENERGY STAR® partner, GE has determined that this product meets the ENERGY STAR guidelines for energy efficiency.

# HPE15BTH

## Hotpoint® ENERGY STAR® 14.6 Cu. Ft. Recessed Handle Top-Freezer Refrigerator

### Features and Benefits

- Upfront temperature controls - Easy-to-use controls regulate both fresh food and freezer sections
- Adjustable wire shelves - Moveable racks can handle a variety of foods
- Fixed gallon door shelves - Provides the ideal space for storing gallon containers in the door
- Sealed drawers with glass cover - Maintain a high-end appearance while keeping foods fresh
- Equipped for optional icemaker - Easily accommodates the installation of an icemaker
- Model HPE15BTHWW - White



imagination at work



As an ENERGY STAR® partner, GE has determined that this product meets the ENERGY STAR guidelines for energy efficiency.