Electrolux

ELECTRIC COOKTOPS

EI30EC45K S/B

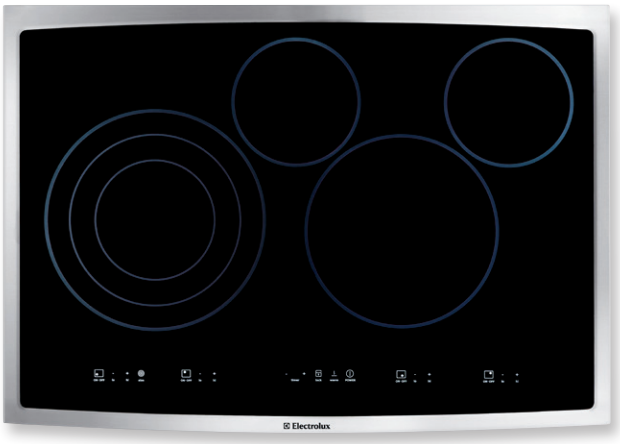

PRODUCT DIMENSIONS

Width	30-3/4"
Depth	21-3/4"
Height (Extreme Bottom to Underside of Cooktop)	6-5/8"

MORE EASY-TO-USE FEATURES

PLATINUM STAR® LIMITED WARRANTY
Our exclusive limited warranty that includes a 3-year coverage on parts and one year on labor without charge.[1]

PERFECT OVER A WALL OVEN
Mounts above a single wall oven for additional installation options.

A.D.A. COMPLIANT
When properly installed, this model is A.D.A.-qualified based on the United States Access Board's A.D.A./A.B.A. Accessibility Guidelines and the Department of Justice's 2010 A.D.A. Standards for Accessible Design.

Available in:

Stainless (S)

Black (B)

ELEMENT	WATTS
6" to 9" to 12" Triple Expandable Element	1200W / 2000W / 3000W
9" Electric Element	3200W
6" Electric Element – Right Rear	1200W
6" Electric Element – Center Rear	1200W

[1]*Eligibility based on product registration with Electrolux North America within 60 days of purchase. Products must have been purchased on or after July 1, 2013. Coverage includes material parts for 3 years and labor for 1 year.*

SIGNATURE FEATURES

GLIDE-2-SET® CONTROL PANEL
At the touch of a button adjust temperature so dishes come out perfectly.

FLEX-2-FIT® ELEMENTS
Elements adjust up to three sizes, so the element fits the cookware, not the other way around.



TRIPLE ELEMENT
An element that offers the versatility of three element sizes for ultimate flexibility, so it fits your cookware.

DIGITAL PRESET TOUCH SETTINGS
Up to 15 preset touch settings make adjusting heat up or down a snap.

ELECTRIC COOKTOPS

EI30EC45K S/B

30" ELECTRIC COOKTOPS

FEATURES	
Glide-2-Set® Electronic Touch Controls	Yes
Ceramic Smoothtop Glass Surface	Yes
6" to 9" to 12" Triple Expandable Element – 1200W/2000W/3000W	1
9" Electric Element – 3200W	1
6" Electric Element – Right Rear	1
6" Electric Element – Center Rear	1
Hot Surface Indicator Lights	Yes
Keep Warm Setting	Yes
Sabbath Mode (Star-K® Certified)	Yes
A.D.A. Compliant*	Yes

ACCESSORIES	
Granite Countertop Installation Kit – PN# 903061-9010	Optional
Cleaning Sponge	Included

SPECIFICATIONS	
Color –	
Stainless Steel	S
Black	B
Power Supply Connection Location	Right Center Rear
Connected Load (kW Rating) @ 240/208 Volts	8.6/6.5
Amps @ 240/208 Volts	35.8/30.8
Minimum Circuit Required (Amps)	40
Electrical – Single phase 4-wire cable, 120/240 Volts or 120/208 Volts, 60 Hz, fused on both sides of line with ground.	Required
Armored Electrical Cable	Included
Approved for Single Oven Combination Installation**	Yes
Shipping Weight (Approx.)	58 Lbs.

**When properly installed, this model is A.D.A.-qualified based on the United States Access Board's A.D.A./A.B.A. Accessibility Guidelines and the Department of Justice's 2010 A.D.A. Standards for Accessible Design.*

NOTE: Always consult local and national electric codes. Refer to Product Installation Guide for detailed installation instructions on the web at electroluxappliances.com.

Specifications subject to change.

***Approved to be used over any Electrolux Single Wall Oven*

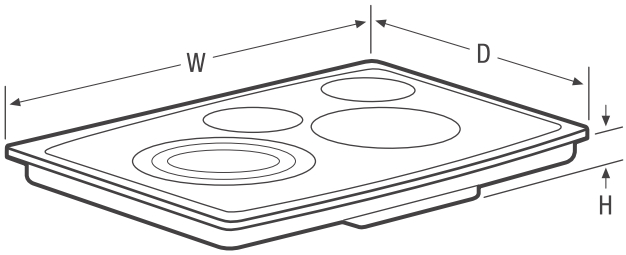

PRODUCT DIMENSIONS	
Width	30-3/4"
Depth	21-3/4"
Height (Extreme Bottom to Underside of Cooktop)	6-5/8"

Electrolux Major Appliances, N.A.

USA • 10200 David Taylor Drive • Charlotte, NC 28262 • 1-877-4electrolux (1-877-435-3287) • **electroluxappliances.com**
CANADA • 5855 Terry Fox Way • Mississauga, ON L5V 3E4 • 1-800-265-8352 • **electroluxappliances.ca**

High standards of quality at Electrolux Home Products, Inc. mean we are constantly working to improve our products. We reserve the right to change specifications or discontinue models without notice.

© 2015 Electrolux Home Products, Inc.

ELECTRIC COOKTOPS

EI30EC45K S/B

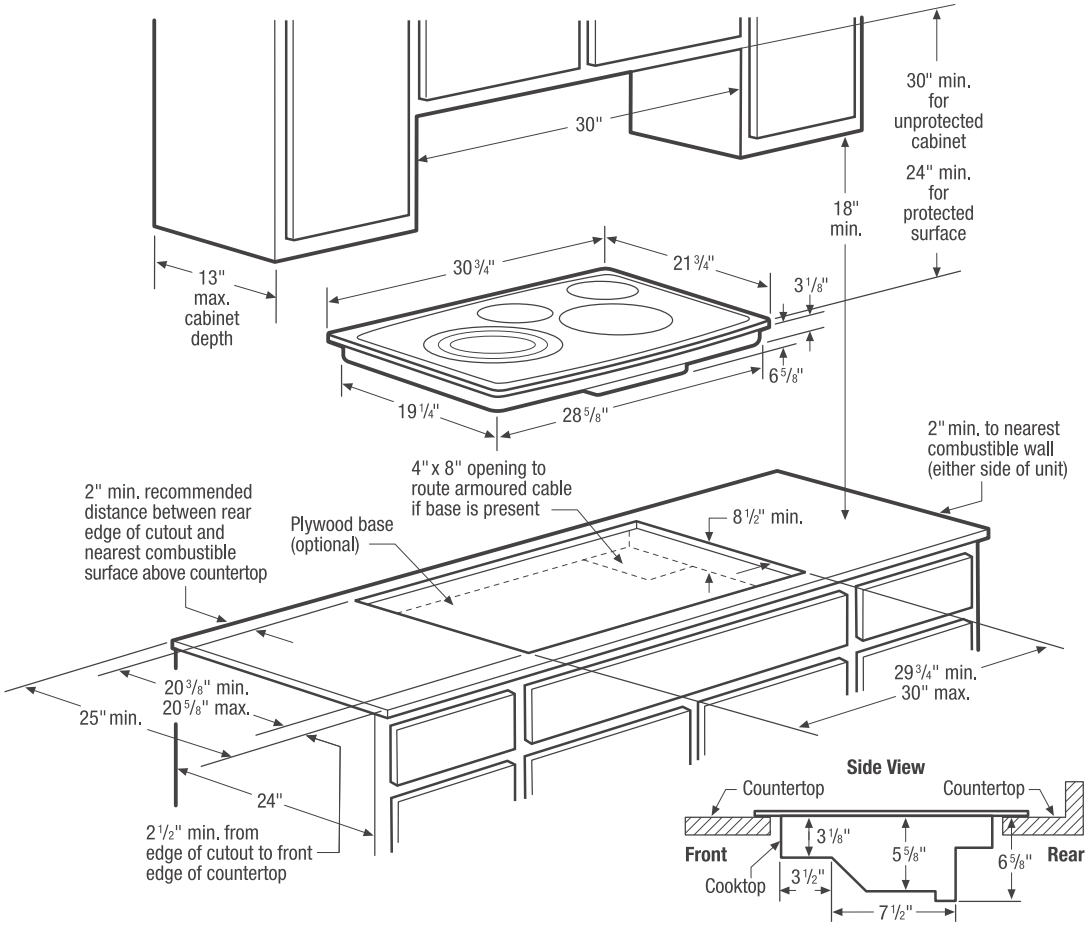

30" Electric Touch-Control Cooktop Specifications

- Product Weight – 50 Lbs.
- Single phase 3- or 4-wire cable, 120/240 or 120/208 Volt, 60 Hertz, fused on both sides of line with ground. (If local code permits, range may be connected by hard-wiring or by means of power supply cord kit.)
- Connected Load (kW Rating) @ 240/208 Volts = 8.6/6.5 kW
- Amps @ 240/208 Volts = 35.8/30.8 Amps
- Recommended Circuit Breaker – 40 Amps
- Always consult local and national electric codes.
- Allow 2" space beneath cooktop or optional platform to clear electrical cable and allow space for installation of junction box on wall at back of cooktop. Position center of junction box 10" inward from right side of cooktop cutout, and 12" down from underside of countertop.
- Overhead cabinetry should not exceed a 13" maximum depth.
- Allow 30" minimum clearance between top of cooktop and bottom of unprotected wood or metal overhead cabinetry.
- Absolute minimum horizontal distance between overhead cabinets installed to either side of appliance must be no less than 36".
- Allow 24" minimum clearance when bottom of wood or metal overhead cabinet is protected by not less than1/8" flame-retardant millboard covered with not less than No. 28 MSG sheet steel, 0.015" stainless steel, 0.024" aluminum or 0.020 copper.
- Allow 2" minimum clearance between rear edge of cutout and nearest combustible surface above countertop.
- Allow 2" minimum clearance from edge of cooktop to nearest combustible wall on either side of unit.
- Installation of drawers beneath cooktop requires minimum 10" clearance beneath countertop surface and assured clearance for electrical connection.
- To reduce risk of fire when using overhead cabinetry, install range hood that projects horizontally a recommended minimum of 5" beyond bottom of cabinets.
- Touch-Control Cooktop model EI30EC45K is approved to be used over any Electrolux Electric Single Wall Oven (EW27EW55P, EW30EW55P, EI27EW35P or EI30EW35P).

Note: For planning purposes only. Refer to Product Installation Guide on the web at electroluxappliances.com for detailed instructions.

Optional Accessories

- Granite Countertop Installation Kit – (PN# 903061-9010).

Electrolux Major Appliances, N.A.

USA • 10200 David Taylor Drive • Charlotte, NC 28262 • 1-877-4electrolux (1-877-435-3287) • **electroluxappliances.com**
CANADA • 5855 Terry Fox Way • Mississauga, ON L5V 3E4 • 1-800-265-8352 • **electroluxappliances.ca**

High standards of quality at Electrolux Home Products, Inc. mean we are constantly working to improve our products. We reserve the right to change specifications or discontinue models without notice.

© 2015 Electrolux Home Products, Inc.