

IW-30



## FEATURES

Accepts custom panels for an integrated look within cabinetry or stainless-steel accessory panels and handles to match other Sub-Zero, Wolf, and Cove products

Offers any-occasion-146-bottle capacity

Store reds and whites in separate temperature zones that keep wines at proper serving temperatures, within one degree of setpoint

Maintains constant, moderate humidity with dual evaporators so corks do not dry out

Shields wine from aging with UV-resistant glass door

Select the wine you want without agitating others with textured roller-glide shelves that do not vibrate

Locks in cold air to ensure freshness with magnetic door seals

Locate your favorite bottles easily with LED lighting

Organize your collection with our inventory tile system

Connects to your home security system

## ACCESSORIES

30" Bulk Storage Drawer

Cherrywood Humidor

Dessert Wine Rack

Door Lock Kit

Press-to-Open - Left Hinge

Press-to-Open - Right Hinge

Reduced Toekick Divider

Stainless Steel Side Panel

Stainless Steel Top Panel

Wine Inventory Tiles

Wine Inventory Tiles - Writable

Dual Installation Kits

Stainless steel pro handles

Stainless steel tubular handles

Stainless Steel Door Panels With Tubular Handle - 4" Toe Kick

Stainless Steel Door Panels With Tubular Handle - 6" Toe Kick


Stainless Steel Door Panels With Pro Handle - 4" Toe Kick

Stainless Steel Door Panels With Pro Handle - 6" Toe Kick

Solid Panel Ready Door

Stainless Steel Dual Installation Kickplates

Accessories are available through an authorized dealer.  
For local dealer information, visit [subzero-wolf.com/locator](http://subzero-wolf.com/locator).



## HANDLE ACCESSORIES

PRO



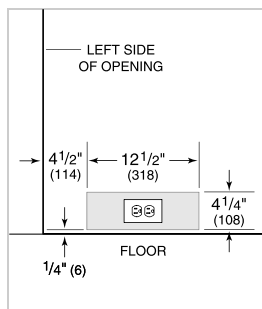
TUBULAR



**PRODUCT SPECIFICATIONS**

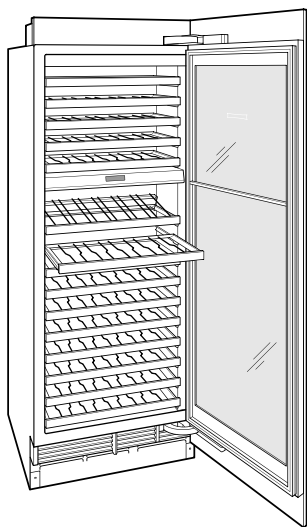
Model	IW-30
Dimensions	30"W x 84"H x 24"D
Door Clearance	28 1/2"
Weight	460 lbs
Electrical Supply	115 VAC, 60 Hz
Electrical Service	15 amp dedicated circuit
Wine Storage Capacity	146 Bottles

**ELECTRICAL**



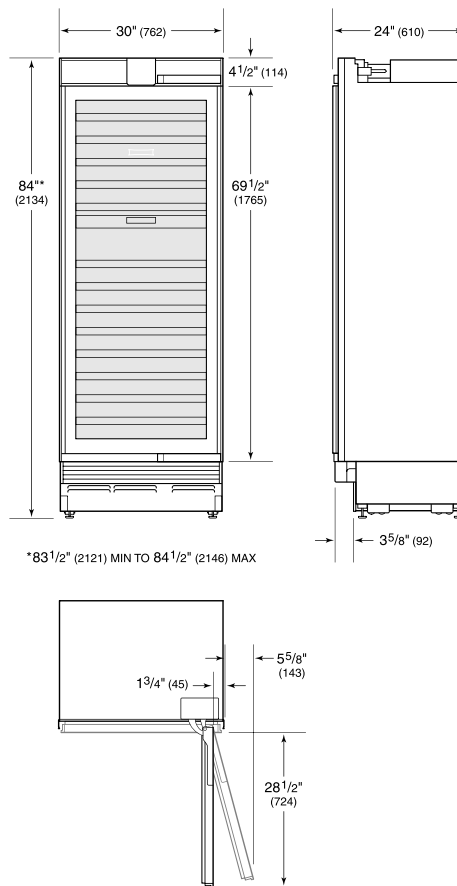
NOTE: Dimensions in parenthesis are in millimeters unless otherwise specified

**INTERIOR VIEW**

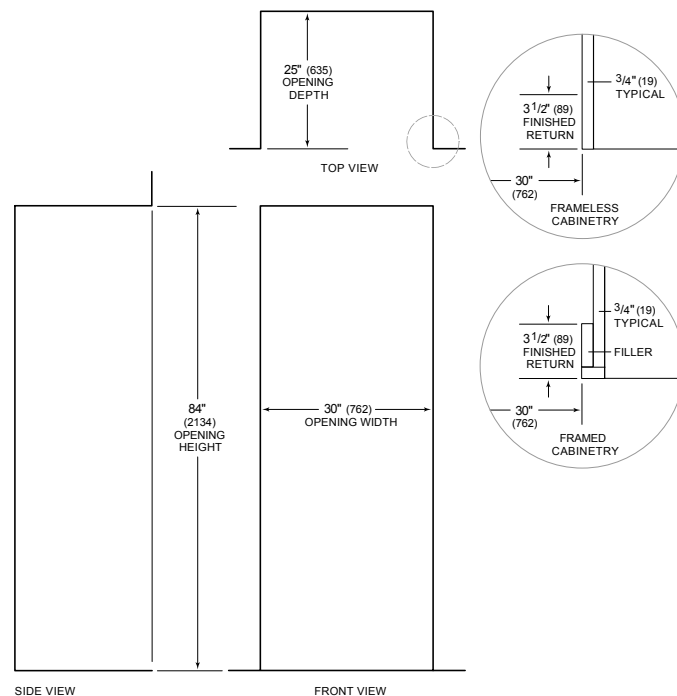


This illustration is intended for interior reference only and may not represent the exterior of the model being specified.

**DIMENSIONS**



**STANDARD INSTALLATION**



NOTE: 3 1/2" (89) finished returns will be visible and should be finished to match cabinetry