




# TOP LOAD WASHERS



**TR3**

**TR5**

**TR7**

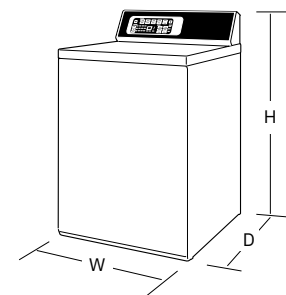
**TC5**

Product Code	TR3003WN	TR5003WN	TR7003WN	TC5000WN
Available Colors	White	White	White	White
Capacity – Cu. Ft.	3.2	3.2	3.2	3.2
Stainless Steel Wash Tub	•	•	•	•
Porcelain Outer Tub	•	•	•	•
Preset Cycles	4	6	8	6
Preset Special Cycles			8	
Variable Speed, 1 HP Motor	•	•	•	
Two-Speed, ½ HP Motor				•
Automatic Balancing System	•	•	•	•
Agitator	•	•	•	•
Durable 3 - Coat Finish	•	•	•	•
Prewash			•	
Load Size Selections	3	3	4	4
Temperature Selections	3	4	4	4
Soil Level Selections	2	2	4	
Time Remaining Display			•	
End-of-Cycle Signal	•	•	•	•
Favorite Cycles			•	
Speed Cycle			•	
Delay Start			•	
Warranty	3-Year Parts & Labor	5-Year Parts & Labor	7-Year Parts & Labor	3-Year Parts & Labor
Model No.	AWN43RSN116TW01	AWN63RSN116TW01	AWNE9RSN116TW01	AWN632SP116TW01

Agency approvals: cULus

For the most accurate information, the installation guide should be used for all design and construction purposes. Due to continuous product improvements, design and specifications are subject to change without notice. The quality management systems of Alliance Laundry Systems are registered to ISO 9001.

Dimensions	W-Width	H-Height	D-Depth	Height with Lid Open
<b>TR3000WN</b>	25 5/8"	42 3/4"	28"	53"
<b>TR5000WN</b>	25 5/8"	42 3/4"	28"	53"
<b>TR7000WN</b>	25 5/8"	42 3/4"	28"	53"
<b>TC5000WN</b>	25 5/8"	42 3/4"	28"	53"



## Optional Accessories

Drain Extension Kit – Part No: 204512

Hose Kit – Part No: 807239

Siphon Break Kit – Part No: 562P3