

# KOTR30MXE

## 30" OVER THE RANGE MICROWAVE OVEN



1.6 cu.ft OTR microwave designed to install above a cooktop or range

300 CFM blower with 2 speed settings

High powered microwave combined with an integrated recirculating ventilation hood

Standard recirculation setting may be change to horizontal or vertical external venting

Energy saving LED surface lighting and halogen interior lighting

Touch controls with LED display

2 years parts & labor warranty

### FEATURES

<b>Design</b>	Stainless steel trim and black glass door with push button door release
<b>Microwave power levels</b>	10
<b>Microwave Output power</b>	950 W
<b>Oven volume</b>	1.6 cu.ft
<b>Turntable</b>	Ø 13.6"
<b>Cavity finishing</b>	Enameled grey
<b>Sensor reheat, defrost</b>	Yes
<b>Timer</b>	Yes
<b>Max Extraction Power</b>	300 CFM
<b>Blower speed</b>	High 300 CFM / Low 190 CFM
<b>Recirculation</b>	Yes
<b>Lights</b>	2 LED surface lights – 1 halogen interior light
<b>Included accessories</b>	1 chromed wire shelf
<b>TECHNICAL SPECIFICATIONS</b>	
<b>Voltage, frequency</b>	120 V 60 Hz
<b>Max Amp usage, power rating</b>	13.5 A - 1500 W
<b>Duct Size</b>	Transition adapter to 5" or 6" diameter duct
<b>Power Connection</b>	NEMA 5-15P plug with 41" 11/32 cord
<b>Certification</b>	UL, DOE
<b>Warranty</b>	2 years parts & labor

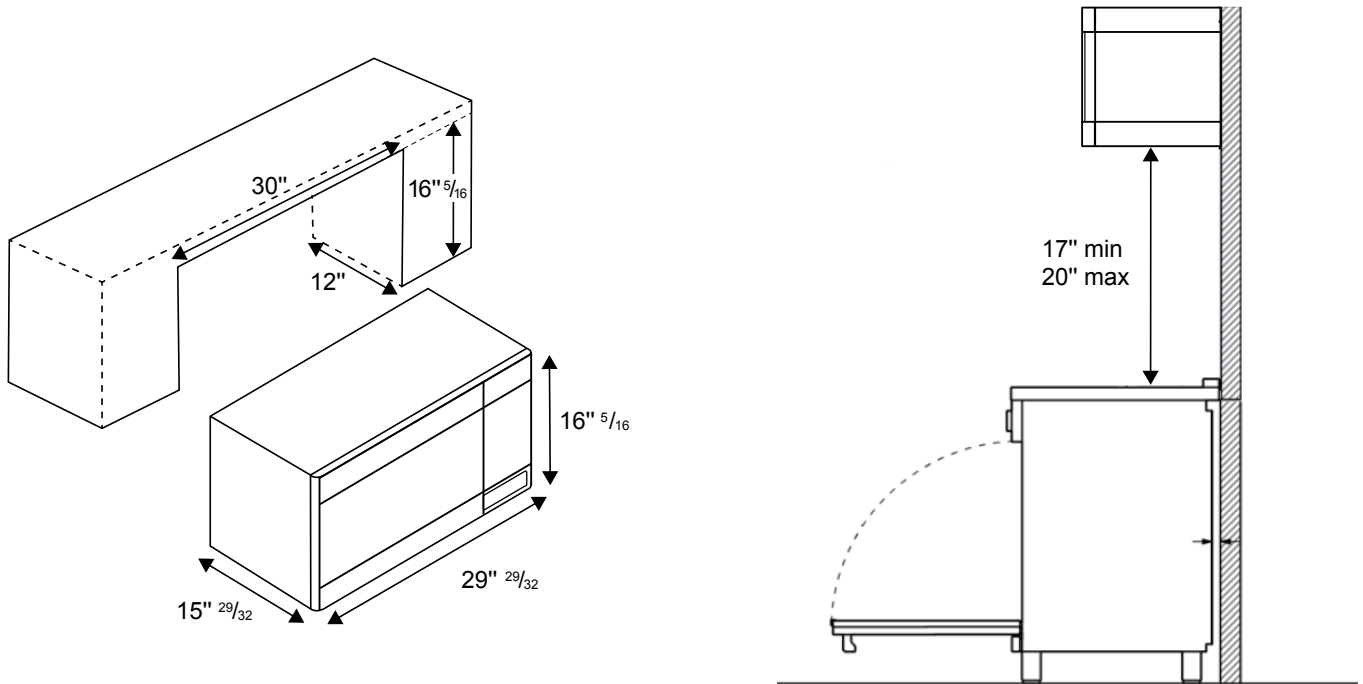
Includes kit for recirculation mode

# KOTR30MXE

## 30" OVER THE RANGE MICROWAVE OVEN INSTALLATION INSTRUCTIONS



### INSTALLATION DRAWING

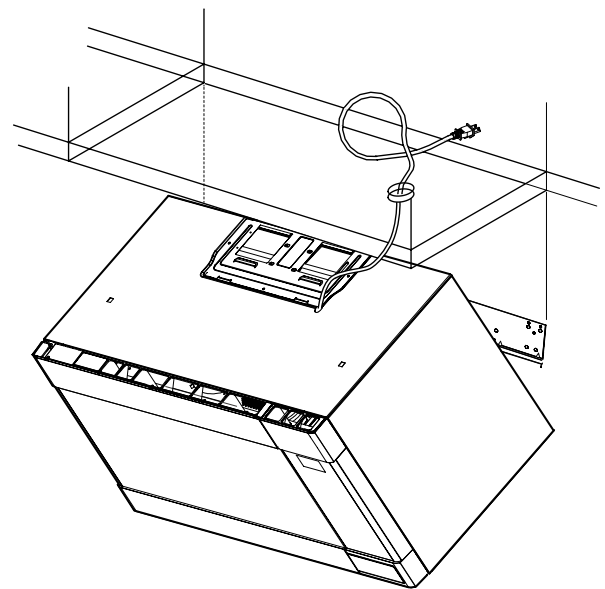


### ELECTRICAL CONNECTION

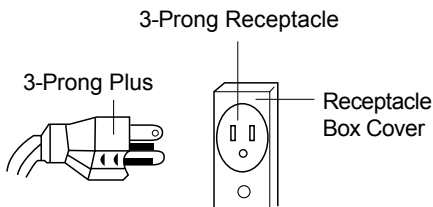
The Power Supply Cord and plug must be connected to a separate 120 Volt AC 60 Hz, 15 Amp or more branch circuit, single grounded receptacle.

The cord has a 3-pronged plug and must be installed into an outlet that is properly grounded.

The electrical receptacle must be within the minimum cord length of 39" 3/8



#### WHEN USING 3-PRONGED PLUG



This model can also be installed for external venting. For full installation details and requirements consult the installation manual.

Bertazzoni recommends to operate the appliance after it has been installed in a cabinet. The kitchen cabinets shall be made of materials capable of withstanding temperatures at least 117°F (65°C) above room temperature in order to avoid possible damage to the cabinets during oven usage. For further installation instructions refer to the installation manual.

**Disclaimer:** while every effort has been made to insure the accuracy of the information contained in this document, Fratelli Bertazzoni reserves the right to change any part of the information at any time without notice. For detailed installation specifications consult the installation manual. Fratelli Bertazzoni, Bertazzoni and the winged wheel brand icon are registered trademarks of Bertazzoni Spa.