

CVA 6805

Built-in coffee machine
with bean-to-cup system - the Miele all-rounder for the highest demands.




EAN: 4002515355138 / material number: 09676950

- Perfect results and intense coffee flavor - AromaticSystem
- Fully automatic perfection - OneTouch for Two
- Unique automatic sensing of cup height - CupSensor
- Innovative and convenient milk system - EasyClick milk system
- Convenient cleaning for care and mainten. - Cleaning programs

Construction type and design	
Built-in bean-to-cup coffee machine	•
PureLine	•
Color	Brilliant white
Consumer benefits	
AromaticSystem	•
OneTouch preparation	•
One Touch and OneTouch for Two	•
Programmable user profile	11
Grinding grade selectable	•
Additional coffee types in ground coffee form possible	•
Ground quantity programmable	•
Water quantity programmable	•
Water temperature programmable	•
Amount of milk can be programmed	•
Amount of milk froth can be programmed	•
Pre-brewing programmable	•
Beverage specialities	
Espresso, single	•
Espresso, double	•
Coffee, single	•
Coffee, double	•
Long coffee, single	•
Long coffee, double	•
Cappuccino, single	•
Cappuccino, double	•
Latte macchiato, single	•
Latte macchiato, double	•
Hot milk, single	•
Hot milk, double	•
Milk froth, single	•
Milk froth, double	•
Caffè latte, single	•
Caffè latte, double	•
Hot water, single	•
Coffee pot	•

CVA 6805

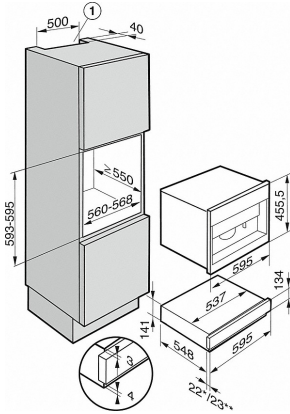
Built-in coffee machine
with bean-to-cup system - the Miele all-rounder for the highest demands.



Control panel	
Control panel	M Touch
CupSensor	•
Height adjustment of infinitely adjustable central spout in in.(cm)	3 3/8 (8)
ComfortDoor	•
Hidden door handle	•
MultiLingua	•
Bean container capacity, total in oz (g)	17.64 (500)
Capacity of water container in fl oz (l)	77.77 (2.3)
Capacity of waste container in capsules	15
Easily accessible containers	•
Time-of-day display	•
Date display	•
Programmable switch-on time	•
Programmable switch-off time	•
Programmable stand-by time	•
Clock battery backup in h	150
Efficiency and sustainability	
Energy-saving Eco mode option	•
Cleaning convenience	
Automatic rinsing of the milk pipework from the water container	•
Convenient cleaning programs	•
Auto-Off function	•
ComfortClean	•
Removable milk pipework	•
Removable brew unit	•
Adjustable water hardness	•
Safety	
System lock	•
Technical data	
Appliance width in in.(mm)	23 1/2 (595)
Appliance height in in.(mm)	17 7/8 (452)
Appliance depth in in.(mm)	19 5/8 (496)
Depth with door open in in.(cm)	41 3/4 (106.0)
Total connected load in kW	1.5
Voltage in V	120
Fuse rating in A	15
Number of phases	1
Length of electrical wire in ft (m)	5 (1.8)
Standard accessories	
Glass milk container	•
Descaling tablets	•
Cleaning tablets	•
Milk pipework cleaner	•
Coffee spoon for ground coffee	•
Test strips to test water hardness	•

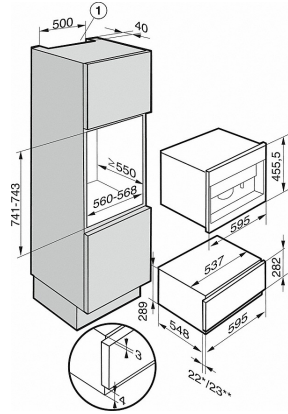
CVA 6805

Built-in coffee machine
with bean-to-cup system - the Miele all-rounder for the highest demands.



ESW 6114, ESW 6214 (Installation drawing)

* appliances with glass front
** Appliances with metal front



ESW 6129, ESW 6229 (Installation drawing)

* appliances with glass front
** Appliances with metal front