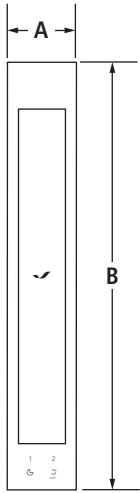
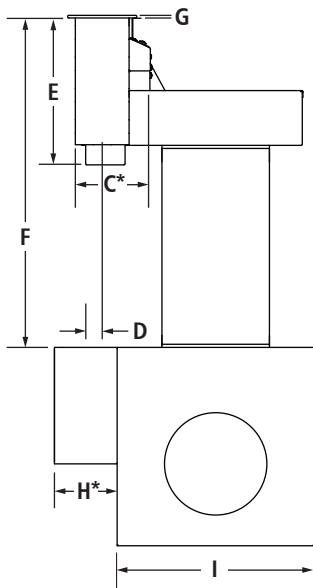


4" MODULAR DOWNDRAFT VENT
 JVD0303GS – 3⁷/₈" x 21"

PRODUCT DIMENSIONS



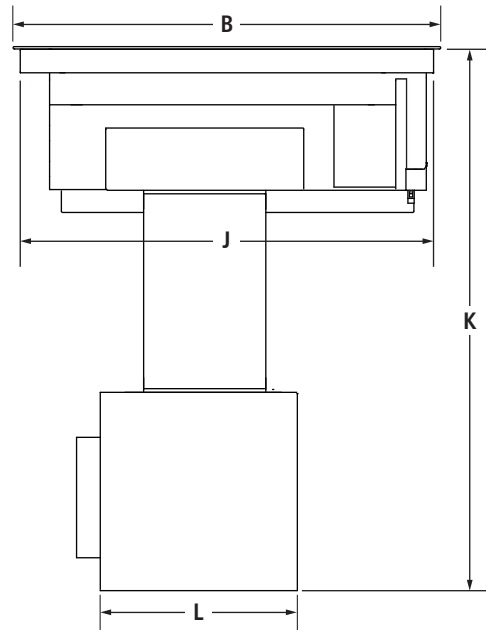
TOP VIEW



FRONT VIEW

MODEL #		JVD0303GS	
		in	cm
A	Overall width	3 ⁷ / ₈	9.8
B	Overall depth	21	53.3
C*	Width of vent module base	4 ⁷ / ₃₂	10.7
D	Center of vent module to center of electrical conduit	3 ¹ / ₃₂	2.5
E	Height of vent module base	8 ⁷ / ₈	22.5
F	Height from electrical conduit to underside of vent module face	18 ⁷ / ₈	47.9
G	Thickness of vent module face	1/8	0.3
H	Width of electrical box	3 ⁵ / ₈	9.2
I	Width of blower housing assembly	11	27.9
J	Depth of vent module base	20 ⁵ / ₁₆	51.6
K	Height from bottom of blower housing assembly to countertop (min.-max.)	29 ^{5 1} / ₄	75.7
L	Depth of blower housing assembly	11	27.9

*Measured from tab to tab. Tabs should not be bent during installation.

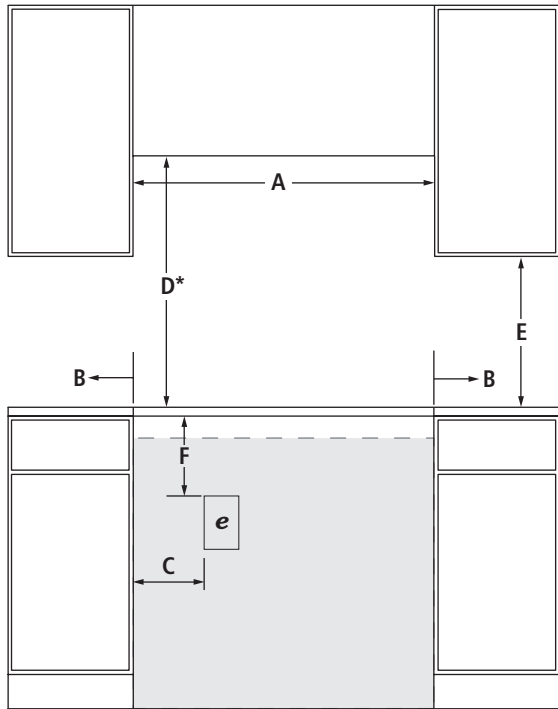


SIDE VIEW

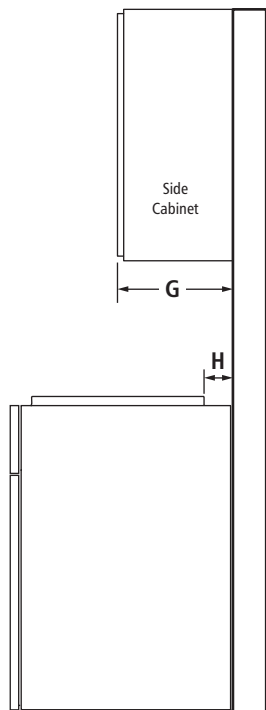
IMPORTANT: Dimensional specifications are provided for planning purposes only. Do not make any cutouts based on this information. Refer to the Installation Guide before selecting cabinetry, verifying electrical/gas connections, making cutouts or beginning installation. All Jenn-Air® appliances are appropriately UL, CUL or CSA approved.

4" MODULAR DOWNDRAFT VENT
 JVD0303GS – 3⁷/₈" x 21"

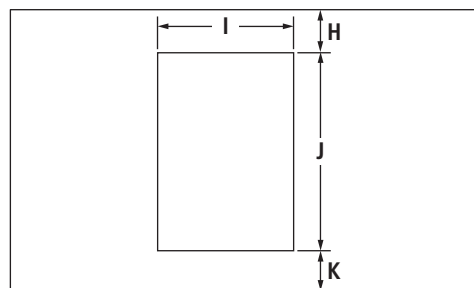
OPENING/CLEARANCE DIMENSIONS



FRONT VIEW



SIDE VIEW



TOP VIEW

MODEL #		JVD0303GS	
		in	cm
A	Width of combustable area above cooking surface (min.)	18 ⁷ / ₈	47.9
B	Width from vent module to fixed wall or other combustable material (min.)	6	15.2
C	Width to outer edge of outlet (max.)	6	15.2
D*	Height to bottom of uncovered wood or metal cabinet above cooking surface (min.)	30	76.2
E	Height to bottom of uncovered wood or metal cabinet (min.)	18	45.7
F	Height to top edge of outlet (min.)	10	25.4
G	Depth of upper cabinet	13	33.0
H	Depth from cutout to wall (min.)	2 ⁵ / ₁₆	5.9
I	Width of cutout with one module	18 ³ / ₁₆	46.2
J	Depth of cutout (recommended)	20 ³ / ₈	51.8
K	Depth from cutout to front of countertop	2 ⁵ / ₁₆	5.9
e	Recommended electrical access location		

*Dimension can be reduced by 6" (15.2 cm) when bottom of wood or metal cabinet is covered by not less than 1/4" (0.6 cm) flame retardant millboard covered with not less than No. 28 MSG sheet metal, 0.015" (0.4 mm) stainless steel, 0.024" (0.6 mm) aluminum or 0.020" (0.5 mm) copper. If installing a hood or microwave hood combination above the cooktop, follow the hood or microwave hood combination instructions for dimensional clearances above the cooking surface.

ELECTRICAL REQUIREMENTS

A 120 Volt, 60 Hz, AC only 15-amp fused, grounded electrical circuit is required. A dedicated circuit is required.

A grounded 3-prong outlet should be located in the back of the cabinet. Do not use an extension cord.

LOCATION REQUIREMENTS

- To ensure cooktop base clearance, cabinet side walls need to be wider than the cutout.

IMPORTANT: Dimensional specifications are provided for planning purposes only. Do not make any cutouts based on this information. Refer to the Installation Guide before selecting cabinetry, verifying electrical/gas connections, making cutouts or beginning installation. All Jenn-Air® appliances are appropriately UL, CUL or CSA approved.