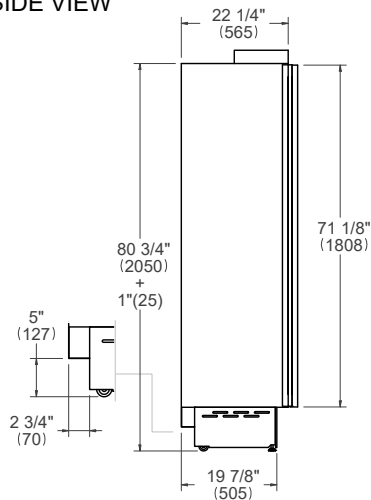


PRODUCT DIMENSIONS

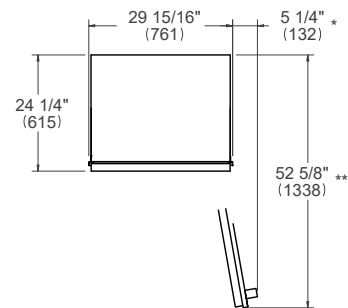
SIDE VIEW



FRONT VIEW



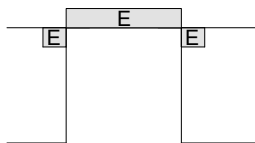
TOP VIEW



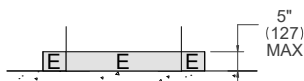
* Maximum Overall Handle Dimension
 ** Width of 3/4" (19mm) Door Panel

ELECTRICAL CONNECTION

TOP VIEW



FRONT VIEW



E A properly-grounded, horizontally-mounted electrical receptacle should be installed according to this drawing.

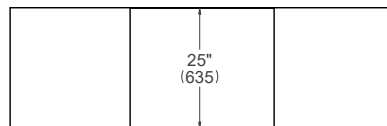
Connection(s) placement within the opening may require additional cabinet depth.

INSTALLATION REQUIREMENTS

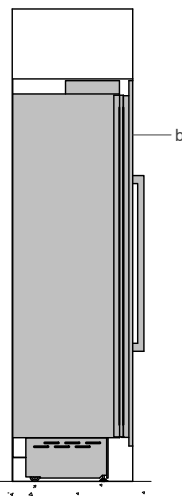
If the appliance(s) is not connected through the side profile trims to secured cabinetry anti-tip brackets must be installed.

CUTOUT DIMENSIONS

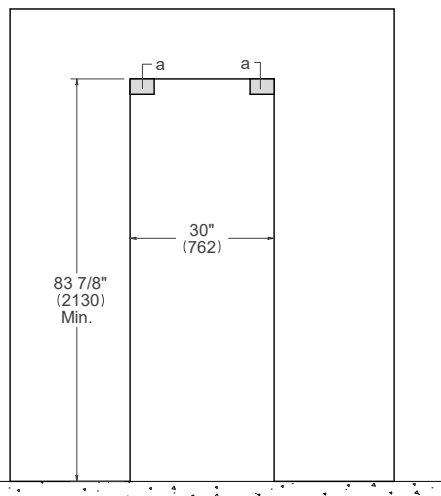
TOP VIEW



SIDE VIEW



FRONT VIEW



- (a) Area to be left clear for the anti-tipping brackets – 3”1/2x5” (82x127mm)
- (b) Panel dimensions available on Built-in Food Preservation Design Guide or Installation Manual