

PGS960YP

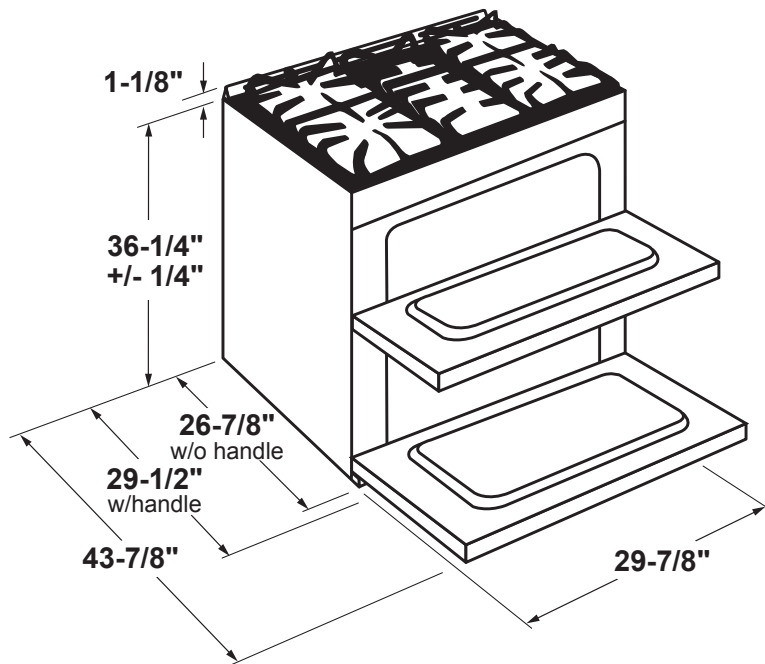
GE Profile™ 30" Smart Slide-In Front-Control Gas Double Oven Convection Fingerprint Resistant Range

NOTE: Door handle protrudes 3" from door face. Cabinets and drawers on adjacent 45° and 90° walls should be placed to avoid interference with the handle.

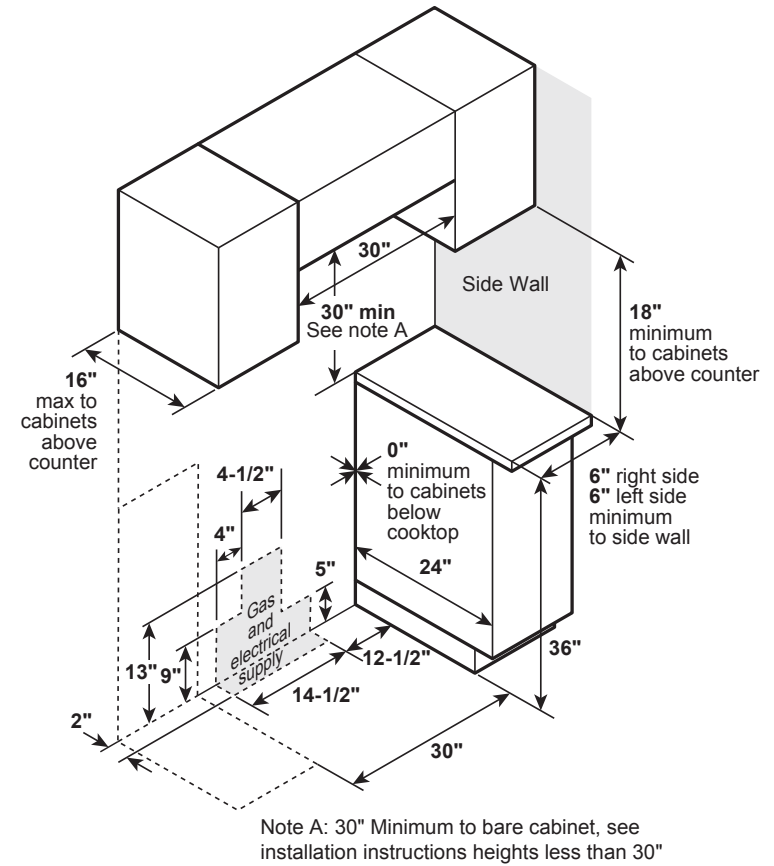
NOTE: Cabinets installed adjacent to slide-in ranges must have an adhesion spec of at least 194° temperature rating.

INSTALLATION INFORMATION: Before installing, consult installation instructions packed with product for current dimensional data.

For all installations, install the required rear trim to back of range with 4 screws provided.



GAS PIPE AND ELECTRICAL OUTLET LOCATIONS



For answers to your Monogram, GE Café™, GE Profile™ or GE Appliances product questions, visit our website at geappliances.com or call GE Answer Center® Service, 800.626.2000.



All GE ranges are equipped with an Anti-Tip device. The installation of this device is an important, required step in the installation of the range.

PGS960YP

GE Profile™ 30" Smart Slide-In Front-Control Gas Double Oven Convection Fingerprint Resistant Range

FEATURES AND BENEFITS

Fit Guarantee – This gas range will fit your existing 30" cut-out, or GE Appliances will help pay for modifications up to \$300

Edge-to-Edge Cooktop – Continuous, edge-to-edge cooktop give you a large cooking space and can handle any cookware

Tri-Ring Burner – A versatile burner offers three different-sized flame rings on a single burner element, so it's like having three burners in one

Reversible Grill and Griddle – This extra-large, reversible griddle and grill combination lets you enjoy the best in cooking versatility

Dual Purpose Center Burner – This flexible gas cooktop burner lets you choose between round and oval burner shapes.

Backlit Glass Touch Controls – Backlit touch controls give this oven a high-tech look with a display that disappears when not in use and reappears when touched.

Power Boil Burner – This 18,000-BTU power boil element produces intense heat to boil water fast

Synchronized Clocks and Lights – Synchronize your oven and GE Appliances over-the-range microwave so that clocks are always matching and lights and ventilation automatically come on when a burner is activated with Chef Connect

True Convection – This oven features True Convection, an advanced convection system that uses a third heating element and fan for the highest level of heat and air circulation

Large Capacity Double Oven – Cook an entire meal at once with a 6.7 cubic foot total capacity double oven which provides enough room for multiple dishes

Never-Scrub Oven Racks – These durable oven racks can be left in the oven during the self-clean cycle so you never have to scrub


Model PGS960YPFS – Fingerprint Resistant Stainless

WIFI ENABLED FEATURES

No Preheat Air Fry – With this air fryer right in the oven, you can cook healthier, crispier versions of your favorite foods. There's no preheat required and it shortens the cook time because every minute counts

Built-in WiFi – This smart oven features built-in WiFi so you can control oven functions with the SmartHQ app on your smart device

Precision Temperature Probe – An innovative temperature probe that helps you achieve the perfect level of doneness for oven favorites



Visit geappliances.com for more info

