

PFQ97HSPVDS

GE Profile™ 4.8 cu. ft. Capacity UltraFast Combo with Ventless Heat Pump Technology Washer/Dryer

DIMENSIONS AND INSTALLATION INFORMATION (IN INCHES)

ELECTRIC RATING

120V	11.0A, 60Hz
------	-------------

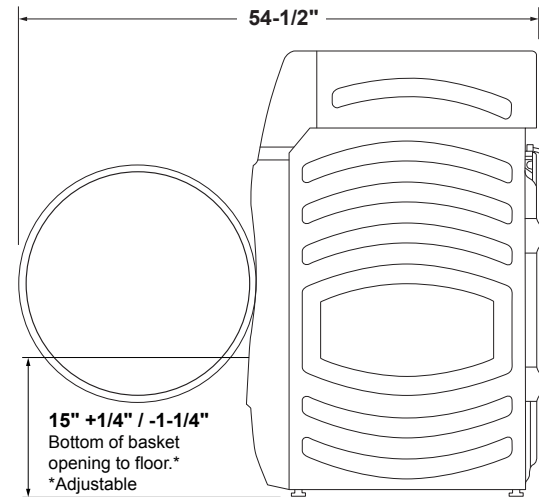
INSTALLATION INFORMATION: For complete information, see installation instructions packed with your Combo.

CIRCUIT REQUIREMENTS: An individual, properly grounded branch circuit, protected by a 15-amp circuit breaker or a time-delay fuse, is required.

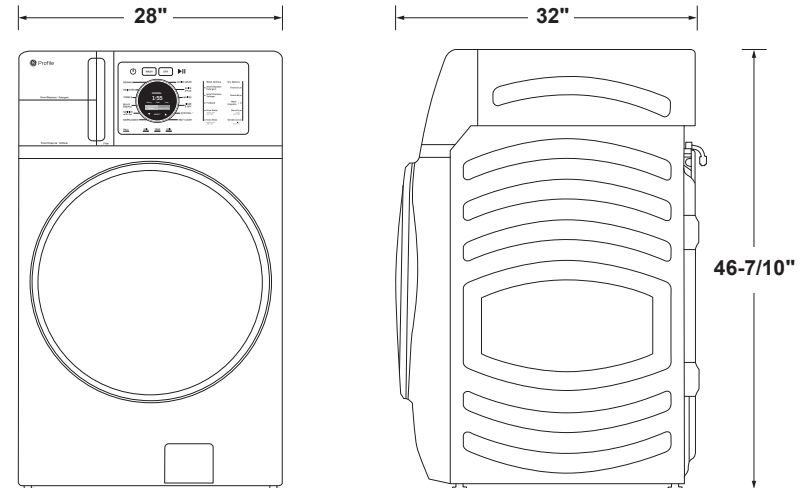
NOTE: Combo wall outlet must be located within 36" of service cord entry and accessible when combo is mounted in position.

INCLUDED POWER CORD LENGTH - Up to 66"

INCLUDED DRAIN HOSE LENGTH - Up to 60"



*With leveling leg adjust.



For answers to your Monogram, GE Café™, GE Profile™ or GE Appliances product questions, visit our website at geappliances.com or call GE Answer Center® Service, 800.626.2000.



Specification Created 1/23

PFQ97HSPVDS

GE Profile™ 4.8 cu. ft. Capacity UltraFast Combo with Ventless Heat Pump Technology Washer/Dryer

ALCOVE OR CLOSET INSTALLATION:

-Approved for closet installation. Closet doors must be louvered or otherwise ventilated and have at least 60 square inches (387.1 cm²) of open area.

-No Venting Required.

-Minimum clearances between Combo cabinet and adjacent walls or other surfaces are: 0" all sides and top.*

MINIMUM CLEARANCE OTHER THAN ALCOVE OR CLOSET INSTALLATIONS:

-Minimum clearances to combustible surfaces 0" all sides and top.*

WEIGHT

-Carton weight 323 lbs
-Product weight 302 lbs

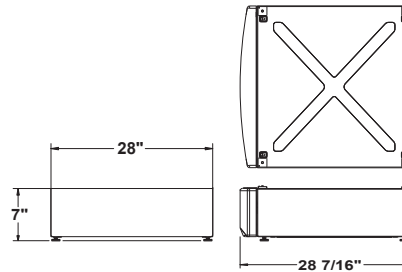
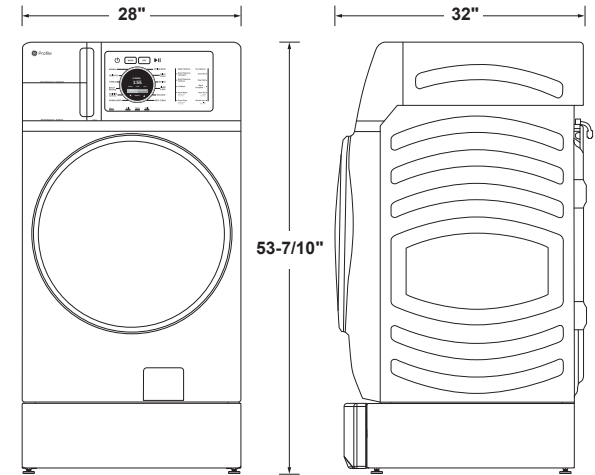
*For improved performance, a 1/2" clearance is suggested on each side.

ACCESSORIES

Fill Hoses	WH41X10207 (sold separately)
Optional Riser	GFR0728PTDS (sold separately)
Sink Unicoupler Hook-up	WH41X27468 (sold separately)
Drain Hose Extension Kit- Approx. 44"	WH49X316 (sold separately)
Universal low profile washer floor tray	PM7X2 (sold separately)
Touch-Up-Paint - 0.6 OZ.	WR97X27706 (sold separately)

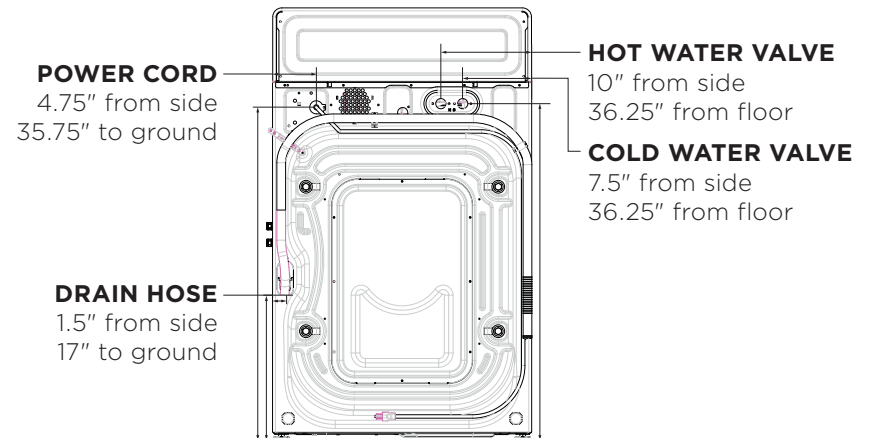
WARRANTY

Labor Warranty	Limited 1-year entire appliance
Parts Warranty	Limited 1-year entire appliance Limited 5-year sealed system Limited 10-year motor



RISER DIMENSIONS (IN INCHES) GFR0728PTDS - CARBON GRAPHITE

This optional 7" riser raises the door opening and height of the Combo unit. On a riser this unit is no longer ADA compliant. Not suggested for installation on a 16" pedestal.



BACK VIEW



For answers to your Monogram, GE Café™, GE Profile™ or GE Appliances product questions, visit our website at geappliances.com or call GE Answer Center® Service, 800.626.2000.

PFQ97HSPVDS

GE Profile™ 4.8 cu. ft. Capacity UltraFast Combo with Ventless Heat Pump Technology Washer/Dryer

FEATURES AND BENEFITS

2-in-1 Washer/Dryer - Wash & Dry a large load of laundry in about 2 hours without the hassle of transferring clothes from the washer to the dryer.*

High-Airflow Ventless Drying System - Recirculated high-speed filtered airflow lets you gently dry activewear, denim and other delicate items so you don't have to hang dry.

Easy Installation & Space-Saving Solutions - Rethink your laundry space and location with a 120V, all-in-one Ventless Combo design that takes up half the space of two separate units.

Greater Energy Savings** - 50% more energy efficient drying** with Ventless Heat Pump.

Adaptive SmartDispense™ Technology - Save time and effort with an intelligent dispenser that holds enough detergent and softener for up to 32 loads. Plus, scan the barcode on the detergent or softener bottle with the SmarthQ™ app and the washer will dispense the right amount based on the type of product used.

Microban® Antimicrobial Technology - Provides antimicrobial protection on the gasket, dispenser, and draining system, to help prevent odors and ensuring your Combo stays fresh and clean load after load.

Smart Features Powered by SmarthQ™ - When connected to the SmarthQ™ app, the Combo allows you to select detergents, download specialty cycles, receive cycle status notifications, and initiate updates.

Large Wash Capacity - Large, 4.8-cu.-ft. capacity lets you clean large sized loads, even clean a king-size comforter.

Limited Warranty - Rest assured knowing your unit is backed by a 10-year limited warranty on the motor and a 5-year limited warranty on the sealed drying system.

EZ Access Lint Filter System - An exclusive, easy-to-reach lint filter system allows you to remove lint and micro particles, ensuring your Combo operates at the highest levels of efficiency.

Sanitize with Oxi - Remove 99% of bacteria with a dedicated cycle that uses an Oxi additive to boost your detergent's cleaning power, while keeping fabrics looking and feeling their best.

Eco Cool™ Cycle - Save energy with a specially designed cold-water wash and efficient Dry cycle that delivers comparable cleaning performance to the normal warm water wash cycle.



* Based on completing the Normal Wash + Dry cycle with Eco Dry on using a 10-lb. DOE or Mixed Load in about 2 hours. See Use & Care Manual for details.

** Efficiency rating as compared to the requirements for ENERGY STAR qualification for standard electric dryers.

