

DEC3050W



## FEATURES

Offers any-occasion-146-bottle capacity

Easily customize settings with the tap of a finger via the conveniently accessible touch control panel

Store reds and whites in separate temperature zones that keep wines at proper serving temperatures, within one degree of setpoint

Full-extension wine racks provide easy access to standard-size bottles, half bottles, and magnums without agitating others

UV-resistant glass door shields wine from harmful light

Inventory tile system aids collection organization

Wi-Fi enabled features allow for remote control of independent temperatures zones, provide important door-ajar notifications, and assist with remote service diagnostics—all from your mobile device

Sub-Zero offers an industry-leading full two-year warranty on appliances, along with a full five-year sealed system warranty and a limited twelve-year sealed system warranty

Accepts custom panels for an integrated look within cabinetry or stainless-steel accessory panels and handles to match other Sub-Zero, Wolf, and Cove products\*

## ACCESSORIES

30" Bulk Storage Drawer

Dessert Wine Rack

Door Lock Kit

Legacy Pro Handle

Reduced Toekick Divider

Stainless Steel Side Panel

Wine Inventory Tiles

Wine Inventory Tiles - Writable

Dual Installation Kits

Solid Panel Ready Door

Stainless Steel Dual Installation Kickplates

Stainless Steel Door Panels With Pro Handle

Stainless Steel Door Panels With Tubular Handle

Stainless Steel Pro and Tubular Handles

Accessories are available through an authorized dealer.  
For local dealer information, visit [subzero-wolf.com/locator](https://subzero-wolf.com/locator).



## HANDLE ACCESSORIES

PRO



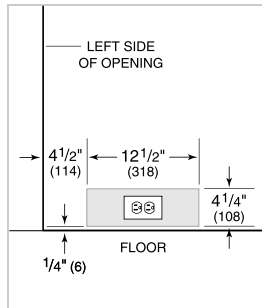
TUBULAR



**PRODUCT SPECIFICATIONS**

Model	DEC3050W
Dimensions	30"W x 84"H x 24"D
Weight	425 lbs
Electrical Supply	115 VAC, 60 Hz
Electrical Service	15 amp dedicated circuit
Wine Storage Capacity	146 Bottles

**ELECTRICAL**

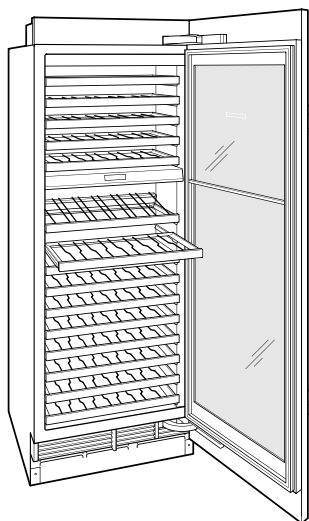


**NOTE:** The electrical outlet must be positioned with the grounding prong to the right of the thinner blades.

**PANEL SPECIFICATIONS** For complete panels specifications including width/height, weight requirements and thickness requirements visit [subzero-wolf.com/reveal](http://subzero-wolf.com/reveal).

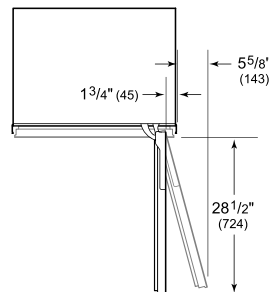
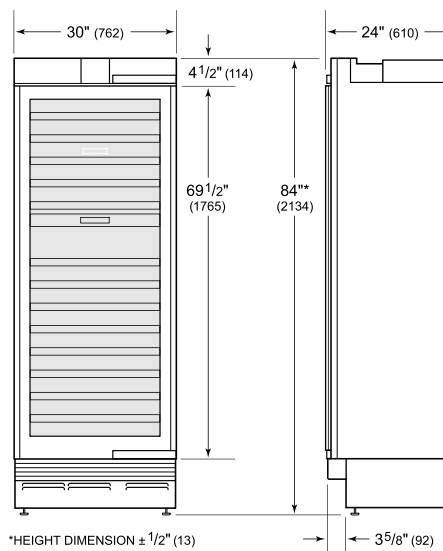
**NOTE:** Dimensions in parenthesis are in millimeters unless otherwise specified

**INTERIOR VIEW**

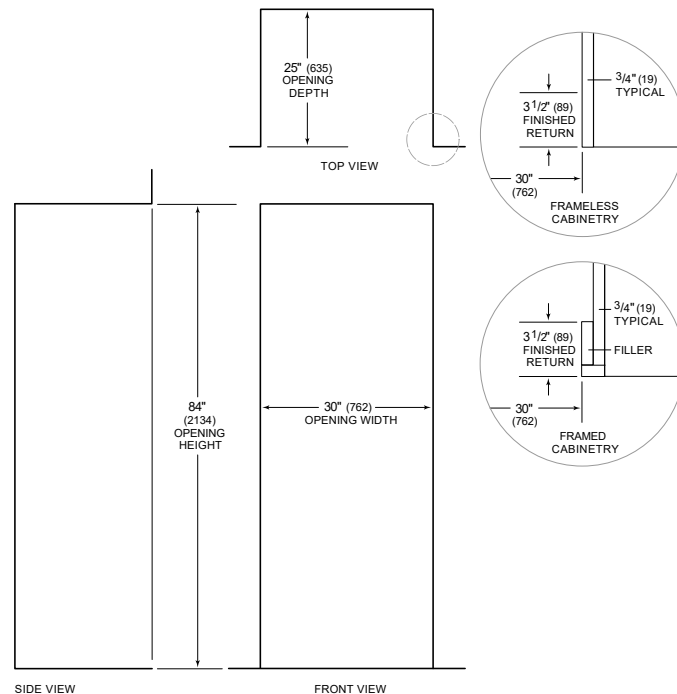


This illustration is intended for interior reference only and may not represent the exterior of the model being specified.

**DIMENSIONS**



**STANDARD INSTALLATION**



**NOTE:** 3 1/2" (89) finished returns will be visible and should be finished to match cabinetry