

**ESTATE**<sup>®</sup>  
HOME APPLIANCES



**Estate Brand Full-line Catalog**



### **Insight:**

The Estate Brand customer derives pride and satisfaction from her devoted hands-on effort. She personally creates an efficiently run, comfortably clean home for her family, and does it all on a conservative budget.

### **Promise:**

From the laundry room to the kitchen, these hard-working appliances promise the customer value, quality and trusted features — with no regrets.

### **Support:**

*Value* – Hardworking appliances that deliver dependable results on a daily basis without breaking the bank

*Quality* – Tough standards and solid construction built by Whirlpool Corporation

*Reliable* – Trusted features for an efficiently run home





## **Contents**

- 2 Estate® Natural Silver Appliances
- 4 Freestanding Electric Ranges
- 5 Freestanding Gas Ranges
- 6 Microwave Hood Combinations
- 7 Dishwashers
- 8 Side-by-Side Refrigerators
- 9 Top-Freezer Refrigerators
- 10 Washers
- 11 Dryers
- 12 Estate Brand Packages
- 13 Warranty Information

## **Color Designation**

- D = Natural Silver
- V = Biscuit with Black Console
- W = White with Black Console
- Q = White
- B = Black
- U = Four-color panel pack included



Redesign the look of your kitchen with a complete set of Estate Brand Natural Silver appliances. Natural Silver is an affordable alternative to stainless steel that resists fingerprints, holds magnets and doesn't require the use of special cleaners.

### Self-Cleaning Freestanding Electric Range

TES356RD  
4.8 cu. ft. Capacity



- Upswept ceramic glass cooktop
- (2) 8" and (2) 6" Radiant elements
- Easy-to-use control system with clock and timer
- Delay Bake
- Custom Broil
- Extra-large glass window
- 1 Full and 1 split oven rack

### Self-Cleaning Freestanding Gas Range

TGS326RD  
4.7 cu. ft. Capacity



- Upswept porcelain cooktop
- (2) 9,500 BTU, (1) 8,000 BTU and (1) 5,000 BTU sealed gas burners
- Electronic ignition
- Easy-to-use control system with clock and timer
- Delay Bake
- Extra-large glass window
- 1 Full and 1 split oven rack

### Self-Cleaning Freestanding Electric Range

TES326RD  
4.8 cu. ft. Capacity



- Upswept porcelain cooktop
- (2) 8" and (2) 6" High-speed coil elements
- Easy-to-use control system with clock and timer
- Delay Bake
- Custom Broil
- Extra-large glass window
- 1 Full and 1 split oven rack

## Tall Tub Dishwasher

TUD8750SD  
Super Capacity



- ENERGY STAR® qualified
- 4" Electronic console
- 5-Level direct feed wash system with hard food disposer
- Pressure sensor
- 3 Cycles
- 4 Options
- 4 Hour Delay Wash
- High Temp Wash option
- Large in-the-rack silverware basket
- Cup shelf

\*Available January '07



## Side-by-Side Refrigerator

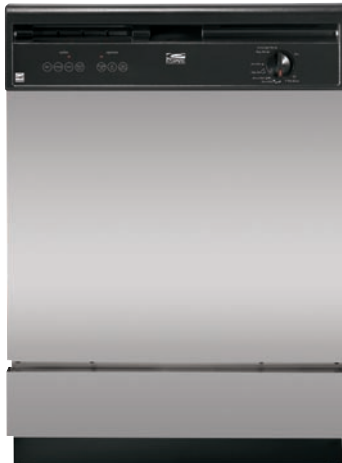
TS25CGXTD  
25 cu. ft. Capacity



- Cubed/crushed ice and water dispenser with 6-month water filter
- 3 Full-width, adjustable Spill Prevent glass shelves
- Full-width, clear crisper and meat pan
- 3 Adjustable, white gallon door bins
- Clear dairy compartment door
- 3 Full-width, removable wire freezer shelves
- 1 Pull-out freezer bin

## Dishwasher

TUD6750SD  
Extra-Large Capacity



- 5-Level direct feed wash system with hard food disposer
- 6 Cycles
- Pots & Pans cycle
- 2-4 Hour Delay Wash
- High Temp Wash option
- Large in-the-rack silverware basket

## Top-Freezer Refrigerator

TT18SKXRD  
17.6 cu. ft. Capacity



- Contoured doors
- 2 Full-width, adjustable Spill Prevent glass shelves
- 2 Split, clear humidity-controlled crispers
- Clear meat pan
- 4 Full-width, fixed door shelves
- Gallon door storage
- Forced air condenser with clean back
- Optional automatic ice maker

## Microwave Hood Combination

TMH16XSD  
1.6 cu. ft. Capacity



- 1,000 Watts cooking power
- Sunken glass turntable
- 10-Level variable cooking
- Auto Cook, Auto Reheat, Auto Defrost
- Popcorn button
- Add-a-Minute
- Independent minute timer
- 2-Speed exhaust fan
- Charcoal filter

# Freestanding Electric Ranges

## Self-Cleaning Freestanding Electric Range

TES356RD  
4.8 cu. ft. Capacity



- Upswept ceramic glass cooktop
- (2) 8" and (2) 6" Radiant elements
- Easy-to-use control system with clock and timer
- Delay Bake
- Custom Broil
- Extra-large glass window
- 1 Full and 1 split oven rack

## Self-Cleaning Freestanding Electric Range

TES355MQ  
4.8 cu. ft. Capacity



- Upswept ceramic glass cooktop
- (2) 8" and (2) 6" Radiant elements
- Easy-to-use control system with clock and timer
- Delay Bake
- Custom Broil
- Glass window

## Self-Cleaning Freestanding Electric Range

TES326RD  
4.8 cu. ft. Capacity



- Upswept porcelain cooktop
- (2) 8" and (2) 6" High-speed coil elements
- Easy-to-use control system with clock and timer
- Delay Bake
- Custom Broil
- Extra-large glass window
- 1 Full and 1 split oven rack

## Electric Range Accessories

Electric Range Accessory	Part Number
4', 3-Wire, 40 Amp Power Cord	4392903
4', 4-Wire, 40 Amp Power Cord	4392902
Griddle	4396096
Cooktop Clean Kit*	31614
Natural Silver Touch-Up Paint*	8212473

To order accessories, call 1-800-462-3819 or visit our website at [www.applianceaccessories.com](http://www.applianceaccessories.com)

\*Accessories specially designed for your appliance by Whirlpool Corporation.

## Self-Cleaning Freestanding Electric Range

TES325MQ  
4.8 cu. ft. Capacity



- Upswept porcelain cooktop
- (2) 8" and (2) 6" High-speed coil elements
- Easy-to-use control system with clock and timer
- Custom Broil
- Glass window

## Standard Clean Freestanding Electric Range

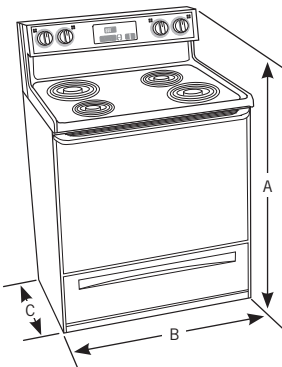
TEP315RW/V  
4.8 cu. ft. Capacity



- Upswept porcelain cooktop
- (1) 8" and (3) 6" Coil elements
- Surface unit indicator light
- Painted-steel door

## Warranty Information:

For full warranty details, see page 13.



## Features & Specifications

ESTATE® Freestanding Electric Ranges Model No.	TES356R	TES355M	TES326R	TES325M	TEP315R
Oven capacity	4.8 cu. ft.	4.8 cu. ft.	4.8 cu. ft.	4.8 cu. ft.	4.8 cu. ft.
Self-cleaning	•	•	•	•	
Delay Bake	•	•	•	•	
Window size	Extra-large	Standard	Extra-large	Standard	
Full-width removable door	•	•	•	•	
Oven light	•	•	•	•	
Adjustable racks	1 Full/1 Split	2	1 Full/1 Split	2	2
Rack guide positions	5	5	5	5	5
Cooktop type	Ceramic	Ceramic	Lift-up, upswept porcelain	Lift-up, upswept porcelain	Lift-up, upswept porcelain
Element type	Radiant (2) 6" - 1,500W (2) 8" - 2,600W	Radiant (2) 6" - 1,500W (2) 8" - 2,600W	High-speed coil (2) 6" - 1,500W (2) 8" - 2,600W	High-speed coil (2) 6" - 1,500W (2) 8" - 2,600W	Coil (3) 6" - 1,500W (1) 8" - 2,600W
Drip pans			Chrome	Chrome	Chrome
Hot surface indicator light	•	•	•	•	•
Colors	D	Q	D	Q	W/V
<b>Dimensions</b>					
A - Overall Height (in.)	46-7/8	46-7/8	46-7/8	46-7/8	46-7/8
B - Width (in.)	29-7/8	29-7/8	29-7/8	29-7/8	29-7/8
C - Depth (in.)	27-1/8	27-1/8	27-1/8	27-1/8	27-1/8
Approx. Shipping Weight (lbs.)	157	157	157	157	157

# Freestanding Gas Ranges

## Self-Cleaning Freestanding Gas Range

TGS326RD  
4.7 cu. ft. Capacity



- (2) 9,500 BTU, (1) 8,000 BTU and (1) 5,000 BTU sealed gas burners
- Electronic ignition
- Upswept porcelain cooktop
- Easy-to-use control system with clock and timer
- Delay Bake
- Extra-large glass window
- 1 Full and 1 split oven rack

## Self-Cleaning Freestanding Gas Range

TGS325MQ  
4.7 cu. ft. Capacity



- (2) 9,500 BTU, (1) 8,000 BTU and (1) 5,000 BTU sealed gas burners
- Electronic ignition
- Upswept porcelain cooktop
- Easy-to-use control system with clock and timer
- Delay Bake
- Glass window

## Standard Clean Freestanding Gas Range

TGP305RW/V  
4.4 cu. ft. Capacity



- (4) 9,500 BTU semi-sealed gas burners
- Electronic ignition
- Upswept porcelain cooktop
- Drop-down broiler
- Painted-steel door
- Steel wire burner grates

## Gas Range Accessories

Gas Range Accessory	Part Number
Gas Connector Kit	WPKIT30-48
Griddle	4396096
Gas Grate Cleaner*	31617
Natural Silver Touch-Up Paint*	8212473

To order accessories, call 1-800-462-3819 or visit our website at [www.applianceaccessories.com](http://www.applianceaccessories.com)

\*Accessories specially designed for your appliance by Whirlpool Corporation.

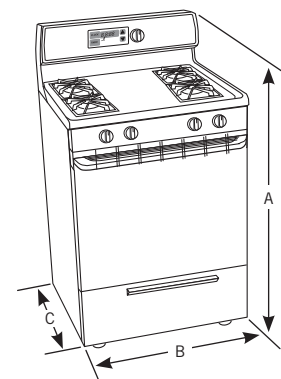
## Features & Specifications

ESTATE® Freestanding Gas Ranges Model No.	TGS326R	TGS325M	TGP305R
Oven capacity	4.7 cu. ft.	4.7 cu. ft.	4.4 cu. ft.
Self-cleaning	•	•	
Delay Bake	•	•	
Window size	Extra-large	Standard	
Full-width removable door	•	•	•
Oven light	•	•	
Adjustable racks	1 Full/1 Split	2	2
Rack guide positions	5	5	5
Lift-up, upswept porcelain cooktop	•	•	•
Sealed burners	•	•	Semi
Cooktop BTU	(2) 9,500 BTU Natural Gas/ 8,000 BTU LP	(2) 9,500 BTU Natural Gas/ 8,000 BTU LP	(4) 9,500 BTU Natural Gas/ 8,000 BTU LP
	(1) 8,000 BTU Natural Gas/ 8,000 BTU LP	(1) 8,000 BTU Natural Gas/ 8,000 BTU LP	
	(1) 5,000 BTU Natural Gas/ 5,000 BTU LP	(1) 5,000 BTU Natural Gas/ 5,000 BTU LP	
Colors	D	Q	W/V
<b>Dimensions</b>			
A – Overall Height (in.)	46-7/8	46-7/8	46-1/4
B – Width (in.)	29-7/8	29-7/8	29-7/8
C – Depth (in.)	25	25	25
Approx. Shipping Weight (lbs.)	183	183	154



## Warranty Information:

For full warranty details, see page 13.



## Microwave Hood Combination

*TMH16XSD*  
1.6 cu. ft. Capacity



- 1,000 Watts cooking power
- Sunken glass turntable
- 10-Level variable cooking
- Auto Cook, Auto Reheat, Auto Defrost
- Popcorn button
- Add-a-Minute
- Independent minute timer
- 2-Speed exhaust hood
- Charcoal filter

## Microwave Hood Combination

*TMH16XSQ/B*  
1.6 cu. ft. Capacity



- 1,000 Watts cooking power
- Sunken glass turntable
- 10-Level variable cooking
- Auto Cook, Auto Reheat, Auto Defrost
- Popcorn button
- Add-a-Minute
- Independent minute timer
- 2-Speed exhaust hood
- Charcoal filter

## MHC Accessories

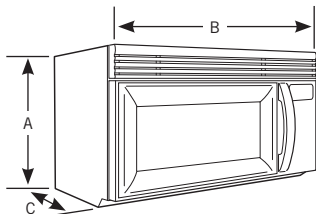
MHC Accessory	Part Number
All-Purpose Appliance Cleaner*	31662
Natural Silver Touch-Up Paint*	8212473

To order accessories, call 1-800-462-3819 or visit our website at [www.applianceaccessories.com](http://www.applianceaccessories.com)

\*Accessories specially designed for your appliance by Whirlpool Corporation.

## Warranty Information:

For full warranty details, see page 13.



## Features & Specifications

ESTATE® Microwave Hood Combinations Model No.	TMH16XS	TMH16XS
Capacity	1.6 cu. ft.	1.6 cu. ft.
Cooking power	1,000 Watts	1,000 Watts
Cooking levels	10	10
Popcorn button	•	•
Baked Potato function	•	•
Auto Cook	•	•
Auto Reheat	•	•
Auto Defrost	•	•
Add-a-Minute	•	•
Sunken glass turntable	•	•
Night light	•	•
Control lockout	•	•
Convertible ventilation system	•	•
2-Speed exhaust hood	•	•
Charcoal filter	•	•
Colors	D	Q/B
<b>Dimensions</b>		
A – Overall Height (in.)	16-1/4	16-1/4
B – Width (in.)	29-15/16	29-15/16
C – Depth w/o Handle (in.)	15-3/8	15-3/8
Approx. Shipping Weight (lbs.)	58	58



# Dishwashers

## Tall Tub Dishwasher

*TUD8750SD*  
Super Capacity



- ENERGY STAR® qualified
- 4" Electronic console
- 5-Level direct feed wash system with hard food disposer
- Pressure sensor
- 3 Cycles
- 4 Options
- 4 Hour Delay Wash
- High Temp Wash option
- Large in-the-rack silverware basket
- Cup shelf

\*Available January '07

## Tall Tub Dishwasher

*TUD8700SQ*  
Super Capacity



- 4" Electronic console
- 5-Level direct feed wash system with hard food disposer
- 3 Cycles
- 4 Options
- 4 Hour Delay Wash
- High Temp Wash option
- Large in-the-rack silverware basket

## Dishwasher

*TUD6750SD*  
Extra-Large Capacity



- 5-Level direct feed wash system with hard food disposer
- 6 Cycles
- Pots & Pans cycle
- 2-4 Hour Delay Wash
- High Temp Wash option
- Large in-the-rack silverware basket

## Dishwasher

*TUD6710SQ/B*  
Extra-Large Capacity



- 5-Level direct feed wash system with hard food disposer
- 6 Cycles
- Pots & Pans cycle
- 2-4 Hour Delay Wash
- High Temp Wash option
- Large in-the-rack silverware basket

## Dishwasher

*TUD4700SQ/U*  
Large Capacity



- 2-Level Soil Settler wash system
- Dial controls
- 5 Cycles
- Pots & Pans cycle
- In-the-rack silverware basket

## Features & Specifications

ESTATE® Dishwashers Model No.	TUD8750S	TUD8700S	TUD6750S	TUD6710S	TUD4700S
ENERGY STAR® qualification					
Capacity	Super/Tall Tub	Super/Tall Tub	Extra-large	Extra-large	Large
Wash system	Direct Feed with Hard Food Disposer	Direct Feed with Hard Food Disposer	Direct Feed with Hard Food Disposer	Direct Feed with Hard Food Disposer	Soil Settler
Wash levels	5	5	5	5	2
Cycles	3	3	6	6	5
Pressure sensor	•				
Pots & Pans cycle	•	•		•	•
Heavy			•	•	•
Normal	•	•	•	•	•
Light			•	•	
Rinse Only	•	•	•	•	•
Plate Warm			•	•	•
Delay Wash option	4 Hour	4 Hour	2-4 Hour	2-4 Hour	
High Temp Wash option	•	•	•	•	
Silverware basket	Large in-the-rack	Large in-the-rack	Large in-the-rack	Large in-the-rack	In-the-rack
Colors	D	Q	D	Q/B	Q/U
<b>Dimensions</b>					
A – Overall Height (in.)	33-7/8 – 34-1/2	33-7/8 – 34-1/2	33-7/8 – 34-3/8	33-7/8 – 34-3/8	33-7/8 – 34-3/8
B – Width (in.)	23-7/8	23-7/8	23-7/8	23-7/8	23-7/8
C – Depth (in.)	24-1/2	24-1/2	24	24	24
Approx. Shipping Weight (lbs.)	83	83	87	87	83

## Dishwasher Accessories

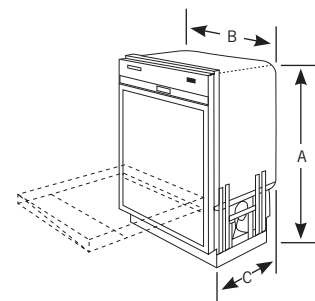
Dishwasher Accessory	Part Number
110V, 3-Wire Power Cord Installation Kit	4317824
6' Stainless Steel Fill Hose	4392040
Small Items Basket	3370993
Natural Silver Touch-Up Paint*	8212473

To order accessories, call 1-800-462-3819 or visit our website at [www.applianceaccessories.com](http://www.applianceaccessories.com)

\*Accessories specially designed for your appliance by Whirlpool Corporation.

## Warranty Information:

For full warranty details, see page 13.



## Side-by-Side Refrigerator

*TS25CGXTD*  
25 cu. ft. Capacity



- Cubed/crushed ice and water dispenser with 6-month water filter
- 3 Full-width, adjustable Spill Prevent glass shelves
- Full-width, clear crisper and meat pan
- 3 Adjustable, white gallon door bins
- Clear dairy compartment door
- 3 Full-width, removable wire freezer shelves
- 1 Pull-out freezer bin

## Side-by-Side Refrigerator

*TS25CFXTQ*  
25 cu. ft. Capacity



- Cubed/crushed ice and water dispenser with 6-month water filter
- 3 Full-width, adjustable Spill Prevent glass shelves
- Full-width, clear crisper and meat pan
- 3 Adjustable gallon door bins
- 2 Full-width, pull-out freezer baskets
- 1 Pull-out freezer bin

## Side-by-Side Refrigerator

*TS22CFXTQ*  
Similar to *TS25CFXTQ*  
with 22 cu. ft. capacity, full-width white crisper and meat pan



### Filtered Water

An easy-to-change filter located in the base grille filters up to 6 months of crisp, clear drinking water for the whole family to enjoy.

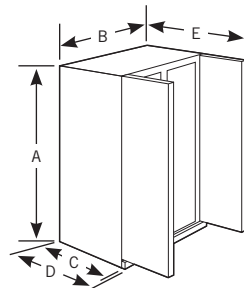
## Side-by-Side and Top-Freezer Refrigerator Accessories

Refrigerator Accessory	Part Number
Deluxe Water Filter	4396508
Advanced Water Filter	4396547
7' Stainless Steel Ice & Water Hook-Up	4392041
25' Copper Ice & Water Hook-Up	8003
All-Purpose Appliance Cleaner*	31662
Natural Silver Touch-Up Paint*	8212473
Ice Maker Kit – All Top-Freezer Models (ECKMF94)	2155469

To order accessories, call 1-800-462-3819 or visit our website at [www.applianceaccessories.com](http://www.applianceaccessories.com)

\*Accessories specially designed for your appliance by Whirlpool Corporation.

**Warranty Information:**  
For full warranty details, see page 13.



## Features & Specifications

ESTATE® Side-by-Side Refrigerators Model No.	TS25CGXT	TS22CFXT TS25CFXT
Capacity	25 cu. ft.	22/25 cu. ft.
<b>Refrigerator Features</b>		
Base grille water filtration	•	•
Crushed/cubed ice and water dispenser	•	•
Adjustable Spill Prevent glass shelves	•	•
Adjustable gallon door storage	•	•
Crisper	•	•
Meat pan	•	•
Butter/utility compartment	•	•
<b>Freezer Features</b>		
Full-width, removable wire shelves	3	2
Full-width, fixed plastic shelf	1	1 (TS25CFXT)
Pull-out freezer baskets	1 Bin	1 Bin / 2 Baskets
Colors	D	Q
<b>Dimensions</b>		
A – Overall Height (in.)	69-3/4	66-3/4 / 69-3/4
B – Cabinet Width (in.)	35-1/2	32-3/4 / 35-1/2
C – Depth (in.)	29-1/4	29-1/4
D – Depth with Doors Closed (in.)	33-3/4	33-3/4
E – Depth with Doors Open 90° (in.)	49-7/8	49-7/8

# Top-Freezer Refrigerators

## Top-Freezer Refrigerator

*TT21AKXXQ*  
20.9 cu. ft. Capacity



- 1 Full-width and 2 half-width, adjustable Spill Prevent glass shelves
- 2 Split, clear crispers
- Clear meat pan
- 5 Full-width, fixed door shelves
- Gallon door storage
- 2 Full-width, freezer door shelves
- Optional automatic ice maker

## Top-Freezer Refrigerator

*TT18SKXR*  
17.6 cu. ft. Capacity



- Contoured doors
- 2 Full-width, adjustable Spill Prevent glass shelves
- 2 Split, clear humidity-controlled crispers
- Clear meat pan
- 4 Full-width, fixed door shelves
- Gallon door storage
- 2 Full-width, freezer door shelves
- Foam-in-place doors
- Forced air condenser with clean back
- Optional automatic ice maker

## Top-Freezer Refrigerator

*TT18TKXSQ*  
17.6 cu. ft. Capacity



- 2 Full-width, adjustable Spill Prevent glass shelves
- 2 Split, clear humidity-controlled crispers
- Clear meat pan
- 4 Full-width, fixed door shelves
- Gallon door storage
- 2 Full-width, freezer door shelves
- Foam-in-place doors
- Forced air condenser with clean back
- Optional automatic ice maker

## Top-Freezer Refrigerator

*TT18WKXRQ/T*  
18.2 cu. ft. Capacity



- 2 Full-width, adjustable wire shelves
- 2 Split, white crispers
- Meat pan
- 5 Fixed door shelves
- Gallon door storage
- 2 Full-width, freezer door shelves
- Optional automatic ice maker

## Top-Freezer Refrigerator

*TT14DKXSQ/T*  
14.4 cu. ft. Capacity



- 2 Full-width, adjustable wire shelves
- Split white crisper
- 4 Full-width, fixed door shelves
- 2 Full-width, freezer door shelves
- Foam-in-place doors
- Optional automatic ice maker

## Top-Freezer Refrigerator

*TT16DKXSQ/T*  
Similar to *TT14DKXSQ* with a 15.8 cu. ft. capacity

## Top-Freezer Refrigerator

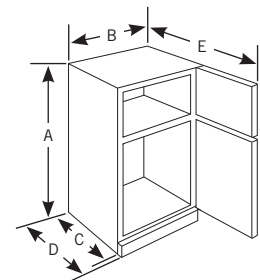
*TT18DKXRQ*  
Similar to *TT14DKXSQ* with a 17.6 cu. ft. capacity

## Features & Specifications

ESTATE® Top-Freezer Refrigerators Model No.	TT21AKXX	TT18SKXR	TT18TKXS	TT18WKXR	TT14DKXS	TT16DKXS	TT18DKXR
Capacity	20.9 cu. ft.	17.6 cu. ft.	17.6 cu. ft.	18.2 cu. ft.	14.4 cu. ft.	15.8 cu. ft.	17.6 cu. ft.
Refrigerator Features							
Adjustable shelves	Glass, Spill Prevent	Glass, Spill Prevent	Glass, Spill Prevent	Wire	Wire	Wire	Wire
Crisper	Clear	Clear, humidity-controlled	Clear, humidity-controlled	White	White	White	White
Meat pan	Clear	Clear	Clear	White		White	White
Gallon door storage	•	•	•	•		•	•
Freezer Features							
Full-width, fixed door shelves	•	•	•	•	•	•	•
Automatic exterior moisture control	•	•	•	•	•	•	•
Reversible right hand door swing	•	•	•	•	•	•	•
Colors	Q	D	Q	Q/T	Q/T	Q/T	Q
Dimensions							
A – Overall Height (in.)	66-1/4	68	68	66-1/4	62-7/8	65-3/4	68
B – Cabinet Width (in.)	32-1/2	28	28	29-1/2	28	28	28
C – Depth	27-5/8	27-5/8	27-1/8	27-5/8	27-1/8	27-3/8	27-1/8
D – Depth with Doors Closed (in.)	31-3/8	31	32-3/8	31-3/8	31	32-3/8	32-3/8
E – Depth with Doors Open 90° (in.)	61	56-1/4	56-1/4	58	56-1/4	56-1/2	56-1/4

## Warranty Information:

For full warranty details, see page 13.



## Washer

*ETW4400SQ*  
3.2 cu. ft. Super Capacity



- 9 Cycles
- Gentle cycle
- 3 Wash temperatures
- On/off end-of-cycle knob
- Double Action agitator
- 4 Wash/spin speed combinations
- Bleach and fabric softener dispenser
- 4 Water levels
- White porcelain basket

## Washer

*ETW4300SQ*  
3.2 cu. ft. Super Capacity



- 7 Cycles
- Extra Heavy cycle
- Gentle cycle
- Permanent Press cycle
- 3 Wash temperatures
- Double Action agitator
- 2 Wash/spin speed combinations
- Bleach dispenser
- 4 Water levels
- Spreckle porcelain basket

## Washer

*ETW4100SQ*  
2.5 cu. ft. Extra-Large Capacity



- 4 Cycles
- 2 Wash temperatures
- 4 Water levels
- Spreckle porcelain basket

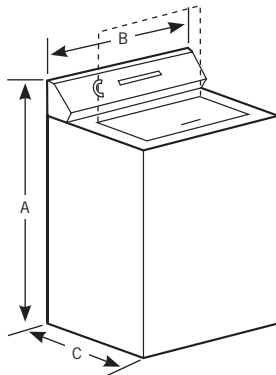
## Washer Accessories

Washer Accessory	Part Number
4' Drain Hose Extension	8318155
20' Drain Hose Extension	8318156
Drain Hose Adapter Kit	285835
2' Siphon Break Kit	285834
(2) 5' Stainless Steel Fill Hoses	80034

To order accessories, call 1-800-462-3819 or visit our website at [www.applianceaccessories.com](http://www.applianceaccessories.com)

## Features & Specifications

ESTATE® Washers Model No.	ETW4400S	ETW4300S	ETW4100S
Capacity	Super	Super	Extra-large
Wash/spin speed combinations	4	2	1
Cycles	9	7	4
Normal/Extra Heavy	•	•	
Normal/Heavy	•	•	•
Regular/Heavy	•		
Normal/Regular	•	•	•
Normal/Light	•	•	
Permanent Press/Heavy			•
Permanent Press/Regular	•	•	•
Permanent Press/Light	•	•	
Gentle/Regular	•	•	
Delicate/Regular	•		
Delicate/Light	•		
Wash temperatures	3	3	2
Water levels	4	4	4
Agitator	Double Action	Double Action	Single Action
Bleach dispenser	•	•	
Fabric softener dispenser	•		
Porcelain wash basket	White	Spreckle	Spreckle
Colors	Q	Q	Q
<b>Dimensions</b>			
A – Overall Height (in.)	42-1/2	42-1/2	42-1/2
B – Width (in.)	26-7/8	26-7/8	26-7/8
C – Depth (in.)	25-1/2	25-1/2	25-1/2
Approx. Shipping Weight (lbs.)	173	173	167



**Warranty Information:**  
For full warranty details, see page 13.

## Dryer

EE/GD4400SQ  
6.5 cu. ft. Super Capacity



- Auto Sense dry system
- 5 Cycles
- 3 Temperatures
- No Heat/Fluff cycle
- Wide-opening hamper door
- On/off end-of-cycle signal
- Optional dryer rack available (Part #4396515)

## Dryer

EE/GD4300SQ  
5.9 cu. ft. Extra-Large Capacity



- Auto Sense dry system
- 5 Cycles
- 3 Temperatures
- No Heat/Fluff cycle
- Large reversible side-swing door
- Optional dryer rack available (Part #4396515)

## Dryer

EE/GD4100SQ  
5.9 cu. ft. Extra-Large Capacity



- Auto Sense dry system
- 3 Cycles
- 1 Temperature setting
- End-of-cycle signal
- Optional dryer rack available (Part #4396515)

## Venting Information

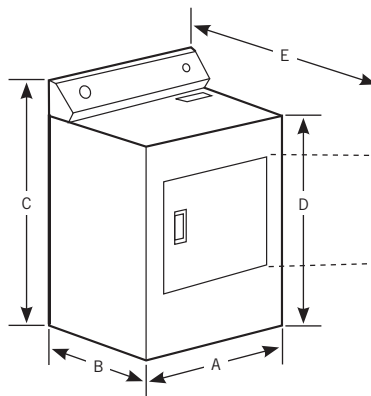
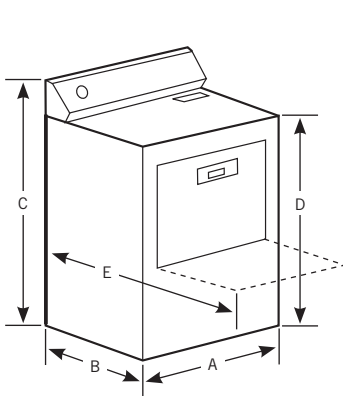
All dryers require the equivalent of a 4-inch diameter exhaust duct. Rigid metal duct is recommended. Failure to properly exhaust the dryer will result in improper operation.



Number of 90° Turns	4" Hood	4" Hood	2 1/2" Hood
Maximum Length of 4" Diameter Rigid Metal Duct			
0	64 ft.	64 ft.	58 ft.
1	54 ft.	54 ft.	48 ft.
2	44 ft.	44 ft.	38 ft.
3	35 ft.	35 ft.	29 ft.
4	27 ft.	27 ft.	21 ft.
Maximum Length of 4" Diameter Flexible Metal Duct			
0	36 ft.	36 ft.	28 ft.
1	31 ft.	31 ft.	23 ft.
2	27 ft.	27 ft.	19 ft.
3	25 ft.	25 ft.	17 ft.
4	23 ft.	23 ft.	15 ft.

## Features & Specifications

ESTATE® Dryers Model No.	EE/GD4400S	EE/GD4300S	EE/GD4100S
Capacity	Super	Extra-large	Extra-large
Cycles	5	5	3
Auto Sense dry system	High/Low Heat	High Heat	High Heat
Timed/High Heat	•	•	•
Timed/Low Heat		•	
No Heat/Fluff	•	•	
Damp Dry		•	•
Permanent Press	•		
Temperatures	3 (in timer)	3 (in timer)	1
Door style	Wide-opening hamper	Large reversible side-swing	Small side-swing
End-of-cycle signal	On/Off		•
SpillGuard™ top	•	•	•
Top-mount lint filter	•	•	•
Colors	Q	Q	Q
<b>Dimensions</b>			
A – Width (in.)	29	29	29
B – Depth (in.)	27-13/16 (Electric) 28-3/16 (Gas)	26-1/4 (Electric) 26-5/8 (Gas)	26-1/4 (Electric) 26-5/8 (Gas)
C – Overall Height (in.)	43	43	43
D – Height (in.)	36	36	36
E – Depth (in.) w/door open	50-9/16 (Electric) 50-15/16 (Gas)	49-1/16 (Electric) 49-7/16 (Gas)	48-9/16 (Electric) 48-15/16 (Gas)
Approx. Shipping Weight (lbs.)	122 (Electric) 124 (Gas)	118 (Electric) 122 (Gas)	118 (Electric) 122 (Gas)



**Warranty Information:**  
For full warranty details, see page 13.



# Estate Brand Packages

## White



**Top-Freezer Refrigerator**  
TT18TKXSQ



**Freestanding Range**  
TES325MQ (Electric)  
TGS325MQ (Gas)



**Dishwasher**  
TUD6710SQ



**Microwave Hood Combination**  
TMH16XSQ

## Natural Silver



**Side-by-Side Refrigerator**  
TS25CGXTD



**Freestanding Range**  
TES356RD (Electric)  
TGS326RD (Gas)



**Dishwasher**  
TUD8750SD  
*Available January '07*



**Microwave Hood Combination**  
TMH16XSD

## ONE (1) YEAR LIMITED WARRANTY

For one year from the date of purchase, when this major appliance is operated and maintained according to instructions attached to or furnished with the product, Whirlpool Corporation or Whirlpool Canada LP (hereafter “Whirlpool”) will pay for factory specified replacement parts and repair labor to correct defects in materials or workmanship. Service must be provided by a Whirlpool designated service company. This limited warranty applies only when the major appliance is used in the country in which it was purchased.

## ITEMS WHIRLPOOL WILL NOT PAY FOR

1. Service calls to correct the installation of your major appliance, to instruct you how to use your major appliance, to replace or repair fuses or to correct house wiring or plumbing.
2. Service calls to repair or replace appliance light bulbs, air filters or water filters. Those consumable parts are excluded from warranty coverage.
3. Repairs when your major appliance is used for other than normal, single-family household use.
4. Damage resulting from accident, alteration, misuse, abuse, fire, flood, Acts of God, improper installation, installation not in accordance with electrical or plumbing codes, or use of products not approved by Whirlpool.
5. Any food loss due to refrigerator or freezer product failures.
6. Replacement parts or repair labor costs for units operated outside the United States or Canada.
7. Pickup and delivery. This major appliance is designed to be repaired in the home.
8. Repairs to parts or systems resulting from unauthorized modifications made to the appliance.
9. Expenses for travel and transportation for product service in remote locations.
10. The removal and reinstallation of your appliance if it is installed in an inaccessible location or is not installed in accordance with the published installation instructions.
11. Service when the major appliance is used in a country other than the country in which it was purchased.

### DISCLAIMER OF IMPLIED WARRANTIES; LIMITATION OF REMEDIES

CUSTOMER'S SOLE AND EXCLUSIVE REMEDY UNDER THIS LIMITED WARRANTY SHALL BE PRODUCT REPAIR AS PROVIDED HEREIN. IMPLIED WARRANTIES, INCLUDING WARRANTIES OF MERCHANTABILITY OR FITNESS FOR A PARTICULAR PURPOSE, ARE LIMITED TO ONE YEAR OR THE SHORTEST PERIOD ALLOWED BY LAW. WHIRLPOOL SHALL NOT BE LIABLE FOR INCIDENTAL OR CONSEQUENTIAL DAMAGES. SOME STATES AND PROVINCES DO NOT ALLOW THE EXCLUSION OR LIMITATION OF INCIDENTAL OR CONSEQUENTIAL DAMAGES, OR LIMITATIONS ON THE DURATION OF IMPLIED WARRANTIES OF MERCHANTABILITY OR FITNESS, SO THESE EXCLUSIONS OR LIMITATIONS MAY NOT APPLY TO YOU. THIS WARRANTY GIVES YOU SPECIFIC LEGAL RIGHTS AND YOU MAY ALSO HAVE OTHER RIGHTS, WHICH VARY FROM STATE TO STATE OR PROVINCE TO PROVINCE.

Outside the 50 United States and Canada, this warranty does not apply. Contact your authorized Whirlpool dealer to determine if another warranty applies.

If you need service, first see the “Troubleshooting” section of the Use & Care Guide. After checking “Troubleshooting,” additional help can be found by checking the “Assistance or Service” section or by calling Whirlpool. In the U.S.A., call 1-800-253-1301. In Canada, call 1-800-807-6777.

